



OpenSystems Publishing

SIP ... HAPPY BIRTHDAY, CompactPCI ... SHB EXPRESS

# CompactPCI<sup>®</sup> and Advanced TCA<sup>®</sup> SYSTEMS

DECEMBER 2005  
VOLUME 9 NUMBER 9  
[www.CompactPCI-Systems.com](http://www.CompactPCI-Systems.com)  
[www.AdvancedTCA-Systems.com](http://www.AdvancedTCA-Systems.com)

The Magazine for Developers of  
Open Communication, Industrial,  
and Rugged Systems



# 2006 Buyer's Guide



## Embedded Performance.

Looking for an embedded computing solution that gives you a tremendous advantage over your competition? Look no further than GE Fanuc Embedded Systems.

Featuring a comprehensive offering that includes Intel-based SBCs and complete I/O systems, industry-leading communications technology, rugged flat panel monitors and computers and more,

GE Fanuc Embedded Systems can support your full range of embedded computing needs to solve your greatest challenges. From standard product requests to a solution that is quickly and fully customized to your specific application, GE Fanuc Embedded Systems has the breadth, depth and support capabilities to provide a serious boost to your performance.

Learn more at [www.gefanuc.com/embedded](http://www.gefanuc.com/embedded)



**CPCI-7808**  
Intel Pentium M CompactPCI  
Single Board Computer

- PICMG 2.16/2.9 compliant
- Processor speeds up to 1.8 GHz
- Up to 2 GB DDR SDRAM
- Dual PMC sites
  - 64-bit/66 MHz site
  - 32-bit/33 MHz site
- Dual 10/100/1000 Ethernet Interface
- Dual 16550-compatible serial ports
- Three USB 2.0 ports
- Serial ATA interface
- Up to 1 GB CompactFlash
- OS support for Windows XP, Windows 2000, QNX, Linux, and VxWorks



**CPCI-7506**  
Intel Pentium M CompactPCI  
3U Single Board Computer

- Pentium M processor speeds up to 1.8 GHz, or Celeron M option at 1.3 GHz
- Up to 1 GB DDR SDRAM
- Dual 10/100/1000 Ethernet interface
- Four serial ports
- Four USB 2.0 ports
- Serial ATA interface
- SVGA port via front panel
- Optional CompactFlash (Up to 1 GB) or 2.5 inch hard disk drive (60 GB or greater)
- OS support for Windows XP, Windows 2000, Linux, and VxWorks



**CP920**  
CompactPCI Managed  
Gigabit Ethernet Switch

- PICMG 2.16 compliant
- Layer 2/3/4 switching
- Twenty-four 10/100/1000 Ethernet ports
- PICMG 2.9 Rev 1.5 IPMI compliant
- PICMG 2.1 Rev 2.0 hot swap compliant
- 802.1p, 802.1Q VLAN, deep packet filtering, link aggregation, Rapid Spanning Tree (802.1w, 802.1d), broadcast storm-control, port mirroring
- Conduction cooled model available
  - Twelve 10/100/1000 Ethernet ports



**CP946**  
CompactPCI Managed  
Layer 2 Switch

- PICMG 2.16/2.9 compliant
- Twenty-four 10/100 Ethernet Ports (All rear I/O)
- Dual 10/100/1000 Ethernet via front panel (fiber or copper)
- Configuration managed via any port (telnet)
- Network Loop detection and disabling (Rapid Spanning Tree - 802.3w)
- SNMP switch management
- Designed for NEBS compliance



**Embedded Systems**

RSC# 2 @ [www.compactpci-systems.com/rsc](http://www.compactpci-systems.com/rsc)



# Advanced TCA®

## Edge of technology in Advanced TCA® solutions




### Systems

- Proven 200W redundant cooling
- **NEW** extended cooling products available
- All intelligent FRUs
- Two options for Shelf Manager, Pigeon Point or Motorola
- Designed for NEBS, TÜV




### Backplanes

- **NEW** split backplane design
- Better high speed performance
- Optimized power distribution
- Cost reduction



### Accessories

- Intelligent Thermal Load Boards up to 400W
- Front panels



# COMTEL ELECTRONICS

[www.comtel-online.com](http://www.comtel-online.com)

RSC# 3 @ [www.compactpci-systems.com/rsc](http://www.compactpci-systems.com/rsc)



Technopark I, Bretonischer Ring 3, 85630 Grasbrunn, Germany  
Tel. + 49 89 437789 0 Fax. + 49 89 437789 77, [sales@comtel-online.de](mailto:sales@comtel-online.de)

# CompactPCI and AdvancedTCA SYSTEMS

www.compactpci-systems.com  
www.advancedtca-systems.com

The Magazine for Developers of Open Communication, Industrial, and Rugged Systems

## COLUMNS

### 8 Editor's Foreword

Happy Birthday, CompactPCI – You're stronger, faster, and better  
By Joe Pavlat

## PRODUCT GUIDES

- 20 PACKAGING
- 33 AUDIO/VIDEO
- 40 MILITARY AND AEROSPACE
- 50 COMMUNICATIONS
- 63 SOFTWARE AND DEVELOPMENT
- 74 MEZZANINES AND CARRIERS
- 82 BOARD LEVEL
- 98 PROCESSOR BOARDS
- 111 FABRICS
- 113 INDUSTRIAL AUTOMATION

### COVER

(Row 1 left to right)

Embedded Planet's EP8458A AdvancedMC with Freescale MPC8548 Processor. Includes Serial RapidIO fabric connection as well as GigE and PCIe. Linux and firmware support make rapid deployment possible.

FCI's AirMax VS coplanar connector allows for the easy insertion of add-in boards for system upgrades, memory expansion, and test.

(Row 2 left to right)

F9 Systems, Inc. Tx/Rx SignalBlade and Tx/Rx BenchBlade facilitate detailed signal integrity analysis of HM-zd based backplanes and logic cards. F9 Systems offers turnkey hardware verification test solutions for signal integrity, power, and thermal analysis.

Aitech's C900, a rugged, single-slot, 3U CompactPCI SBC provides powerful processing and exceptional functionality in a low power, compact design.

Motorola's family of communications servers are open application-enabling platforms that support a wide range of communications computing applications.

FlexDSP from Continuous Computing: up to 32 TI C64x DSPs in a single AdvancedTCA slot.

(Row 3)

The Adax SS7/IP Signaling Gateway provides switching, routing, tunneling, backhauling, link consolidation, and extensive management support through a GUI interface – all in one box.



Published by:



OpenSystems  
Publishing™

© 2005 OpenSystems Publishing

© CompactPCI, PICMG, AdvancedTCA, ATCA, MicroTCA and their logos are registered trademarks of the PCI Industrial Computer Manufacturers Group.

™ AdvancedMC and CompactTCA are trademarks of the PCI Industrial Computer Manufacturers Group.

© 2005 CompactPCI and AdvancedTCA Systems

## FEATURES

### PACKAGING

- 11 **Winning at the slots: Strategies for complying with PICMG ECN Shelf Thermal Requirements 5.4.2**

By Jason Leboeuf, IQS

### AUDIO/VIDEO

- 30 **Heads up! Warping graphics for helmet mounted displays in real time with 3U CompactPCI**

By Lee Brown, Curtiss-Wright Controls Embedded Computing

### MILITARY AND AEROSPACE

- 35 **Taking embedded, open systems technology to new heights in earth orbit space applications**

By Doug Patterson, Aitech Defense Systems

### COMMUNICATIONS

- 43 **SIP: Step-by step**

By Alan Davison, Motorola Embedded Communications Computing

### Packet processing: Tradeoffs for performance and density

By Chuck Hill, Continuous Computing

### SOFTWARE AND DEVELOPMENT

- 60 **Software components at play in a COTS world**

By Oren Teich, MontaVista Software

### MEZZANINES AND CARRIERS

- 71 **Systems designers' dreams become reality with AdvancedMCs**

By George Kontopidis, NMS Communications

### BOARD LEVEL

- 78 **SHB Express: The next big thing in passive backplanes and slot boards**

By Jim Renehan, Trenton Technology

### PROCESSOR BOARDS

- 91 **CompactPCI Express: New standard protects CompactPCI**

By Andrew Brown, Inova

### FABRICS

- 103 **AdvancedTCA: How did we get here?**

By Eelco van der Wal, PICMG Europe

### INDUSTRIAL AUTOMATION

- 112 **Industrial SBCs with an attitude**

By Ernest Godsey, MEN Micro

# SHARP CURVES AHEAD INCREASE SPEED

**NO SLOWING DOWN. EVER.** The market won't care who gets there first. Radisys will work with you to architect the best AdvancedTCA™ Solution for your company—and you can start now because we are already doing it. Get your product out there. Fast.

**PEDAL TO THE METAL.**

Full-Service AdvancedTCA Systems.  
Developed. Tested. Delivered.

**RadiSys**  
THE POWER OF WE

[www.radisys.com/atca](http://www.radisys.com/atca)

1.877.RAD.ATCA

**AdvancedTCA®**

**Intel®**  
**Communications**  
**Alliance**  
Premier Member  
GOLD

RSC# 5 @[www.compactpci-systems.com/rsc](http://www.compactpci-systems.com/rsc)

## E-LETTER

December: [www.compactpci-systems.com/eletter](http://www.compactpci-systems.com/eletter)

Maximizing backplane switching performance of AdvancedTCA systems

By Matthias Lim, Enigma Semiconductor and Sorin Vasile, Elma Trenew Electronic

## EVENTS

### Bus&Board

January 16-17  
Long Beach, CA  
[www.busandboard.com](http://www.busandboard.com)

### Embedded World

February 14-16  
Nuremberg, Germany  
[www.embedded-world-2006.de](http://www.embedded-world-2006.de)

### Measurement Science Conference

February 27-March 3  
Anaheim, CA  
[www.msc-conf.com](http://www.msc-conf.com)

### Internet Telephony

January 24-27  
Ft. Lauderdale, FL  
[www.tmcnet.com/voip/conference/](http://www.tmcnet.com/voip/conference/)

## WEB RESOURCES

Subscribe to the magazine or E-letter at:

[www.opensystems-publishing.com/subscriptions](http://www.opensystems-publishing.com/subscriptions)

Industry news:

Read: [www.compactpci-systems.com/news](http://www.compactpci-systems.com/news)

Submit: [www.opensystems-publishing.com/news/submit](http://www.opensystems-publishing.com/news/submit)

Submit new products at:

[www.opensystems-publishing.com/vendors/submissions/np](http://www.opensystems-publishing.com/vendors/submissions/np)

# CompactPCI and AdvancedTCA SYSTEMS

AN OPENSYS TEMS PUBLICATION

## Communications Group

- CompactPCI and AdvancedTCA Systems
- CompactPCI and AdvancedTCA Resource Guide
- CompactPCI and AdvancedTCA E-letter

**Editorial Director** Joe Pavlat  
[jpavlat@opensystems-publishing.com](mailto:jpavlat@opensystems-publishing.com)

**Assistant Managing Editor** Anne Fisher  
[afisher@opensystems-publishing.com](mailto:afisher@opensystems-publishing.com)

**Senior Editor (columns)** Terri Thorson  
[tthorson@opensystems-publishing.com](mailto:tthorson@opensystems-publishing.com)

**Technology Editor** Curt Schwaderer  
[cschwaderer@opensystems-publishing.com](mailto:cschwaderer@opensystems-publishing.com)

**Associate Editor** Jennifer Hesse  
[jhesse@opensystems-publishing.com](mailto:jhesse@opensystems-publishing.com)

**European Representative** Hermann Strass  
[hstrass@opensystems-publishing.com](mailto:hstrass@opensystems-publishing.com)

**Art Director** Steph Sweet

**Senior Web Developer** Konrad Witte

**Graphic Specialist** David Diomede

**Circulation/Office Manager** Phyllis Thompson  
[subscriptions@opensystems-publishing.com](mailto:subscriptions@opensystems-publishing.com)

## OpenSystems Publishing

Editorial/Production office:

Fountain Oasis, Ste 203, 16872 E. Ave of the Fountains  
Fountain Hills, AZ 85268

Tel: 480-967-5581 ■ Fax: 480-837-6466

Website: [www.opensystems-publishing.com](http://www.opensystems-publishing.com)

**Publishers** John Black, Michael Hopper, Wayne Kristoff

**Vice President Editorial** Rosemary Kristoff

## Embedded and Test & Analysis Group

**Editorial Director** Jerry Gipper

**Editorial Director** Don Dingee

**Technical Editor** Chad Lumsden

**Associate Editor** Jennifer Hesse

**Special Projects Editor** Bob Stasonis

**European Representative** Hermann Strass

## Military & Aerospace Group

**Group Editorial Director** Chris Ciuffo

**Managing Editor** Bonnie Crutcher

**Assistant Editor** Sharon Schnackenberg

**Senior Editor (columns)** Terri Thorson

**European Representative** Hermann Strass

**European Bureau Chief** Stefan Baginski

ISSN #1098-7622 ONLINE ISSN #1550-0381

Publication Agreement Number: 40048627

Canada return address: WDS, Station A, PO Box 54, Windsor, ON N9A 615

CompactPCI and AdvancedTCA Systems is published nine times a year by OpenSystems Publishing LLC., 30233 Jefferson Ave., St. Clair Shores, MI 48082. Subscriptions are free, upon request in writing, to persons dealing with or considering CompactPCI and AdvancedTCA Systems. For others inside the US and Canada, subscriptions are \$45/year. For 1st class delivery outside the US and Canada, subscriptions are \$90/year (advance payment in US funds required).

POSTMASTER: Send address changes to CompactPCI and AdvancedTCA Systems Fountain Oasis, Ste 203, 16872 E. Ave of the Fountains, Fountain Hills, AZ 85268

## NEW GENERATION OF INJECTOR/EJECTOR HANDLE

### The ROCK-SOLID LEANHandle I



#### Major Features of LEANHandle

##### Patent Pending Handle

- New design & Patented
- Self-manufactured, total quality control

##### Rock-Solid Quality

- Toughest handle housing
- Smooth control design
- Standard handle compatibility

##### Rock-Bottom Price

- USD 1.78/handle for 5,000 sets.

##### Rock-Steady Standards

- Industrial plastic housing
- Zinc Alloy Die-casting Card Holder (Zinc plated)



Hang a weight of 20 kg to test handle housing toughness.

## LEANPAC

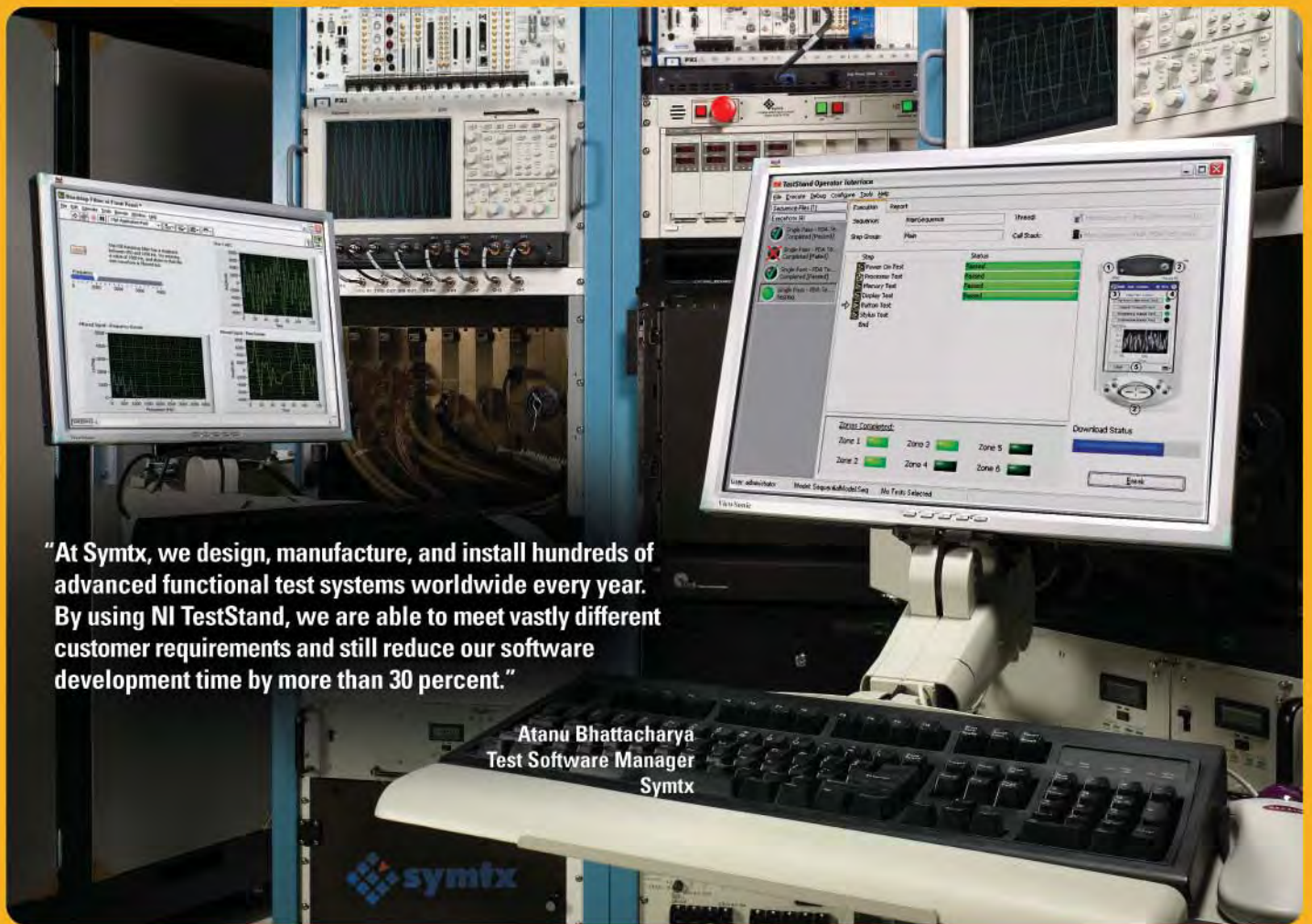


PXI  
Systems Alliance



Nextronics Engineering Corp.  
2F No.31 Lane 169 Kang Ning Street, Hsi Chih, Taipei Hsien, Taiwan  
TEL: (02) 6616-2000 FAX: (02) 8695-1177  
<http://www.leanpac.com>

RSC# 6 @ [www.compactpci-systems.com/rsc](http://www.compactpci-systems.com/rsc)



**“At Symtx, we design, manufacture, and install hundreds of advanced functional test systems worldwide every year. By using NI TestStand, we are able to meet vastly different customer requirements and still reduce our software development time by more than 30 percent.”**

**Atanu Bhattacharya**  
Test Software Manager  
Symtx

# NI TestStand – The Industry Standard in Test Management Software

NI TestStand is a ready-to-run test management environment from National Instruments for automating your test and validation systems. With NI TestStand you can:

- Develop, manage, and automate your test sequences
- Simplify your maintenance through a modular, fully customizable test-system framework
- Leverage toolkits and add-ons from NI TestStand product and solution partners
- Execute test modules written in any programming language
- Specify sequence flow, reporting, database logging, and connectivity to enterprise systems
- Maximize test throughput with built-in parallel and batch execution and synchronization

To learn how Symtx and other electronic manufacturers are accelerating development and reducing costs, visit [ni.com/teststand](http://ni.com/teststand).

**(800) 891-8841**



By Joe Pavlat

# Happy Birthday, CompactPCI – You're stronger, faster, and better

CompactPCI & AdvancedTCA

November, 2005 marked the tenth anniversary of the ratification of the original CompactPCI specification. A great deal has happened in those 10 years, including technology evolution and broad market acceptance. Many of those developments paved the way for sophisticated next generation technologies like AdvancedTCA and the Advanced Mezzanine Card.

### Simple beginnings

The original idea was simple: leverage ubiquitous PCI silicon available from a growing base of silicon and CPU providers to create a rugged, flexible, high performance open platform for industrial computing. At least two of the original developing companies, including mine, embraced the concept as a replacement for the aging STD bus. After a couple of passes at a new mechanical form factor, the group embraced the available and proven IEEE 1101 mechanics popularized by the VMEbus a decade earlier. The high density 2 mm connector was an IEC standard available from a variety of manufacturers. Providing up to 615 pins on a 6U card, this connector enabled a host of inter-

connects beyond the basic data bus, enabling rear panel transition modules and secondary buses like H.110 for telephony. The ability to easily build these connectors with multiple length pins led the way to the first viable hot swap standard. And that was just the beginning. CompactPCI has evolved over the years adding significant industry "first" capabilities, including:

- First hot swap capability (PICMG 2.1)
- First support for H.110 telephony bus (PICMG 2.5)
- First open System Management specification (PICMG 2.9)
- First switched fabric backplane (PICMG 2.16 using Ethernet), followed by Starfabric (PICMG 2.17), and RapidIO (PICMG 2.18)

### The industry's first switched fabric platform

PICMG 2.16, usually known as CompactPCI 2.16, was a significant technology advance, adding standard 10/100/1000 Ethernet to the backplane in a redundant, dual star configuration. The parallel PCI bus became optional. Maximum data throughput shot up to over 40 gigabits per second (Gbps) and CompactPCI remained the fastest, highest throughput open standard available. Reliability improved with the fabric backplane, as the failure of a single board did not usually fail the entire system, which was a weakness of earlier buses like VME and parallel PCI.

### The toughest robot race in the world – powered by CompactPCI

In an effort to encourage the development of autonomous vehicle navigation for future military applications, the Defense Advanced Research Projects Agency (DARPA) has, for the last several years, sponsored a brutal road race across 150 miles of rough terrain, desert, ravines, tunnels, hills, and obstacles. The vehicles must operate completely autonomously – no remote control is allowed – and complete the 150 mile course in less than 10 hours. No vehicle completed the race until this year, when five vehicles crossed the finish line in time. The winning team took home the \$2 million prize. The top three finishing vehicles – one from Stanford University (Figure 1, courtesy of DARPA) and two from

Advanet Inc.  
EdMS COMPANY  
Full service EdMS company  
(Electronic design/development  
design & development & Manufacturing Service)

CompactPCI

Visit our site for a complete line of PowerPC and Pentium based processor boards.  
We also offer a vast line of PMC modules and I/O boards for your applications.

www.advanet.co.jp

Partnership with **RADIG** Technologies  
URL [www.radictech.com](http://www.radictech.com)  
Contact us [Sales@radictech.com](mailto:Sales@radictech.com)

1141 Ringwood Court, Suite 170 San Jose, CA 95131 USA Phone: 408.263.6500 Fax: 408.273.6960



Figure 1

RSC# 8 @[www.compactpci-systems.com/rsc](http://www.compactpci-systems.com/rsc)

# LOST

With two decades of experience  
in avionics communications  
we can help you navigate.

[www.mil-1553.com](http://www.mil-1553.com)

RSC# 9 @[www.compactpci-systems.com/rsc](http://www.compactpci-systems.com/rsc)



It's about the support



Carnegie Mellon – were all powered by CompactPCI 2.16 systems that integrated complex vision and sensor systems, artificial intelligence, and vehicle control. Move over, VME.

The pioneering groundwork of CompactPCI 2.16 has led to a broad acceptance of managed, redundant, switched serial interconnect technology and to the development of newer, faster, and more powerful platforms based on the technology, including AdvancedTCA and the Advanced Mezzanine Card. But these newer fabrics are now being integrated into CompactPCI, making the platform ever better, faster, and more robust.

### Getting faster yet

Of note is the recently ratified CompactPCI Express Specification, which is based on the PCI Express standard. Developed by Intel and backed by the enormous volumes of the desktop PC market, PCI Express will likely be as ubiquitous and popular as the original PCI bus. Being a switched serial interconnect, it is more robust and scalable. In addition, PCI Express is capable of error correction and full redundancy. And it is fast. Very fast. While the original 32-bit PCI bus was fast for its day, offering 132 megabytes per second (MBps) data transfer rates when competing technologies provided a fraction of that, PCI Express is capable of moving a blazing 8000 MBps, in its x16 configuration. CompactPCI Express promises to be a major platform for a variety of I/O intensive applications. Among them are vision and imaging systems for everything from automated inspection

to homeland security and military applications (see Lee Brown's article on using CompactPCI and CompactPCI Express for advanced Helmet Mounted Displays in this issue, page 30).

Along the way, CompactPCI has expanded well beyond its simple origins as an industrial computer bus to be a leading technology for advanced communications, media gateways, telephony, test and measurement, and military and avionics platforms. With the recent announcement of radiation-hardened systems, it's even moving into space.

CompactPCI has indeed come a long way, and if the last 10 years are any predictor of the future, continued innovation will occur. This is not just a testimony to the sound fundamentals of the technology, but also to the engineers and marketing professionals in the 450 PICMG member companies. It is their experience, knowledge, and willingness to work collaboratively to develop strong open standards that has helped PICMG specifications like CompactPCI remain fresh and successful. The last 10 years have been a lot of fun, and I'm looking forward to the next 10 with great enthusiasm.

Joe Pavlat  
Editorial Director

Radian Heatsinks A division of Intracast Company, Inc. tel. 800.639.2802 fax. 408.988.0633 [radiansales@radianheatsinks.com](mailto:radiansales@radianheatsinks.com) [www.radianheatsinks.com](http://www.radianheatsinks.com)

## Introducing Our New EZ Snap™ BGA Fansinks

High Efficiency Cooling That Just Snaps On, Snaps Off


Off-the-shelf thermal solutions for your hottest IC's:

- Ideally suited for boards with isolated hot-spots and/or limited available space for thermal components.
- Deliver superior cooling performance in compact, lightweight packages.
- Tension-mounted EZ-Snap™ clip effectively helps reduce assembly costs at the board-level by eliminating the need for complex installations and special board modifications.
- Complimentary thermal analysis & CFD services, design assistance, rapid prototyping and versatile production solutions for custom applications.

Now available from Radian Heatsinks  
[www.radianheatsinks.com](http://www.radianheatsinks.com)



Standard BGA Fansinks currently offered in 6 convenient sizes from 27mm to 45mm



## EZ Cooling

## For Your Toughest Hot Spots

RSC# 10 @[www.compactpci-systems.com/rsc](http://www.compactpci-systems.com/rsc)



## HIGH-SPEED CONNECTORS RUN IN THE FAMILY.

### WELCOME TO THE FCI GENE POOL.

FCI's growing family of high-speed connectors enables your evolving signaling requirements for new-generation communications and data equipment designs. The AirMax VS® hard-metric connector system, our newest family member, utilizes innovative crosstalk optimization and edge-coupling technology to support differential signaling at up to 25Gb/s. In addition, FCI offers GIG-Array® and MEG-Array® high-density, BGA mezzanine connectors for data rates of 10Gb/s; Metral-4000® 2mm backplane connectors for data rates of 5Gb/s; Millipacs® 2mm hard-metric backplane and cable connectors; PCI Express Card Edge connectors; Densi-Shield® connectors, which enable high-speed front I/O connections at 2.5Gb/s; SAS and SATA serial storage interconnects, and DDR2 memory module sockets. For your next design, marry your high-speed connector needs with FCI's extended family of connectors.

For more information, visit [www.fciconnect.com](http://www.fciconnect.com)  
or call 1-800-237-2374.

**FCI. YOUR CONNECTION TO INNOVATION.™**

RSC# 201 @[www.compactpci-systems.com/rsc](http://www.compactpci-systems.com/rsc)



# TRUE BLUE



AdvancedTCA® products are used in applications which require high reliability systems. The Zone 1 Power Connector Specification (appendix B of PICMG 3.0) was written with performance in mind.



## Performance features:

- **Low contact resistance** – 0.0022 ohms across power contacts measured from press-fit termination to press-fit termination on mated connector pairs, contacts under load.
- **High current capability** – power contacts carry 16 amperes continuous, all contacts under load, with maximum temperature rise of 30°C in mating area. One connector will power two ATCA slots per requirements of PICMG 3.0. Also, concern for connector damage is minimized should a high resistance short on frontboards cause a long term high current draw in remote area equipment.
- **High mechanical and climatic endurance** parameters when tested to various IEC 60512 tests.
- **Sequential mating** – four levels of precision sequential mating



- **Integral blind mate feature** – rugged integral blind mate guide is used to align frontboards.



Positronic Zone 1 connectors meet the **high performance** requirements of PICMG 3.0. This is only the beginning. **We support our customers with:**

- **Proven performance demonstrated in ATCA system qualification testing**
- **Multiple termination types, including female right angle pcb mount**
  - **Factory direct sales support in your area**
- **One on one customer service by phone or email**
  - **Easy-to-use web site support**
  - **Delivery from stock**
  - **Excellent value**



## Positronic Industries

Springfield, Missouri USA • 800.641.4054 • info@connectpositronic.com



[www.connectpositronic.com](http://www.connectpositronic.com)

*Widest Variety of Power Connector Solutions*

PICMG® and the PICMG® logo [and/or AdvancedTCA® and the AdvancedTCA® logo] are registered trademarks of the PCI Industrial Computers Manufacturers Group.

RSC# 202 @[www.compactpci-systems.com/rsc](http://www.compactpci-systems.com/rsc)

# Winning at the slots: Strategies for complying with PICMG ECN Shelf Thermal Requirements 5.4.2



By Jason Leboeuf

*The PICMG ECN specification for AdvancedTCA requires shelf manufacturers to provide an abundance of airflow characterization data for board design use. Although the specification clearly states these requirements, it does not detail the methods to be used in obtaining the data. Jason provides elaboration on the pertinent sections of the standard as well as examples of test methods used to analytically and empirically fulfill the PICMG thermal requirements.*

## Introduction

AdvancedTCA's role as an open industry standard provides significant flexibility to both the manufacturer and consumer of the final system level product. The AdvancedTCA specification provides a versatile solution that allows for a variety of opportunities and functions for shelf and board makers. Manufacturers can then pass this same versatility on to end users, allowing them to satisfy a multitude of needs solely through the AdvancedTCA technology base.

On the other hand, when examining additional aspects of the AdvancedTCA concept, the challenges faced in obtaining this versatility quickly become evident. This rings especially true when looking at the area of thermal management. As is the case in almost all of the electronics industries, managing the ever-increasing heat load of faster and more capable components has become extremely challenging. To manage this against the criteria of a single application from a single manufacturer is an effort in itself, and becomes even more challenging against the metrics of an open industry standard created for countless applications from countless manufacturers. This is why the documentation and interpretation of section 5.4 of the PICMG ECN standard, *Shelf Thermal Requirements*, has become a critical topic.

Due to the previously emphasized wide-ranging audience for the PICMG ECN

standard, section 5.4's thermal guidelines for shelf manufacturers are very broad in their requirements. This is an attempt to encompass all shapes, sizes, and most importantly airflow regimes of all the shelf level products that PICMG members may introduce into the AdvancedTCA marketplace. The goal behind this catering to all shelf manufacturers is to supply the corresponding PICMG card manufacturers with an accurate portrayal of each shelf's airflow characteristics, features which can then be used to design and test each new card product.

What follows is a section-by-section breakdown and discussion of how to comply with and obtain the necessary data to fulfill section 5.4.2, *Slot Cooling Capability*.

For purposes of this discussion, the Equipment Under Test (EUT) will be a 22.75-inch (13U) chassis with 14 vertically oriented boards. The air delivery system will be comprised of four horizontal blowers, all located above the boards and exhausting directly out the rear of the chassis. To add realism to the test matrix the blowers will have two operating speeds: nominal (50 percent) and high (100 percent). In addition to the dual fan speeds, the system will be tested with two sets of test boards; 14 boards with no impedance (0 percent blockage) and 14 boards fitted with a thin *lip* near the card's leading edge. The lip will extend the length of the card, front to rear, and the height will be 70 percent of the board pitch (70 percent blockage). Although this impedance is not a true volumetric resistance, it will deter airflow and therefore aid in the cooling of the populated slots. Figure 1 is an example of a test card, or *slot blockers*, outfitted with a number of air velocity sensors.

### 5.4.2.1: Slot impedance curve

The standard states that "the shelf manufacturer shall determine pressure drop versus volumetric airflow rate curve or

the slot impedance curve for each empty front board slot within the shelf over the intended operating range" and shall provide one of the following:

- A single curve for the shelf that accounts for worst-case slot airflow if all slots have impedance curves at a given pressure differing from each other within  $\pm 10$  percent.
- The slot impedance curve for outlying slots in addition to the (otherwise worst-case) slot airflow.
- The slot impedance curve for each slot.
- The slot impedance curve(s) may be determined by analysis, simulation, or empirical testing.

## Interpretation

At first examination, the standard's request for manufacturers to obtain pressure drop seems a bit confusing, considering that the pressure inside a single slot during any system operation is not represented by an entire curve but simply by a single pressure reading. In order for the static pressure readings inside a system to compose, for example, a slot impedance curve, a volume of air that is increasing or decreasing in flow rate must be present. One instance would be an impedance curve taken on a test card utilizing an airflow test chamber where the static pressure can be monitored and the flow rate can be adjusted from zero to some upper




Figure 1

limit such as 100 cubic feet per minute (cfm). As the conditions just described don't exist inside a system running at a set fan speed, the best that can be provided is the location of the operating point on the test card's impedance curve, for each slot, at each fan speed. After examining multiple possible solutions, IQS devised the following test method by utilizing empirically derived data as well as a number of calculations, both of which the standard recognizes as acceptable means of determining the results.

**Test method**

The test data necessary for the method came from two different tests. The first was *air catch* data, which can also be defined as the total volumetric flow rate of a system. This consists of a single value measured in either cfm or cubic meters per minute (cmm), and is usually obtained by attaching the system exhaust directly to the inlet of a wind tunnel or airflow test chamber, which then measures the total output of the system. We decided to use this as the foundation of

the test method because we preferred to base the necessary calculations on empirical data whenever possible. Therefore, as Table 1 shows, the air catch data for four different cases was used.

A different air catch value was necessary for each of the four scenarios because changing either the fan speed or the amount of blockage on each card can drastically affect the air movers' ability to pass air through the chassis. For each case the air catch value was broken down into an average volumetric flow rate for each slot to be used later in the calculations.

Along with the air catch data, velocity profile data was also necessary. We obtained velocity profile data by using a test card, for both blockage values, outfitted with three velocity probes on the leading edge of the card. Inserting the cards one at a time into each slot of the chassis at the different air mover speeds (low and high) captured the velocity data at each of the probe locations. Once collected, the data was formatted and an average inlet

		Blower Speed	
		Low	High
Blockage	0%	X	X
	70%	X	X

**Table 1**

velocity for each card was then calculated by averaging the data from all three probes. For each test case the average inlet velocities for each slot were then averaged again to obtain the average inlet velocity for the chassis. Once we obtained this value we used it to calculate the amount that each card's average inlet velocity deviated from the average inlet velocity of all the slots in the chassis. Applying this deviation value to the average volumetric flow rate previously calculated enabled us to calculate each slot's flow rate. The flow rate data was then combined with the impedance curve for the test card by plotting both pieces of data on the same x/y plane. The resultant data for all 14 slots, with 70 percent blockage under

**Rugged, Defined.**



FS-5973 3U cPCI  
Conduction Cooled ATR

"... presenting a severe test of ability, stamina, or resolution."

Defining rugged system development has been our business for over 20 years. Our knowledgeable and responsive team of engineers focuses on your projects requirements from the start, ensuring your programs success. Our relationships don't end there; contract manufacturing and world-class support make AP Labs the superior choice for your rugged systems design, manufacturing and integration needs.

**AP Labs – Defining Rugged**

**AP Labs**

- Rugged Enclosures
- Integrated Systems
- Manufacturing Services

800.822.7522

www.aplabs.com

RSC# 12 @www.compactpci-systems.com/rsc

# SLOW IS EVIL

When your engineers and system architects waste time and energy on things other than getting your big idea to market, slow wins.

**DON'T LET THIS HAPPEN.**

A RadiSys AdvancedTCA™ Solution is designed with your own upgrade path in mind. And our experienced experts will act as your company's own invisible AdvancedTCA division.

**SLOW SHOULD BE SCARED.**

Full-Service AdvancedTCA Systems.  
Developed. Tested. Delivered.

**RadiSys.**  
THE POWER OF WE

[www.radisys.com/atca](http://www.radisys.com/atca)

1.877.RAD.ATCA

**Advanced TCA®**

**Intel®**  
**Communications.**  
**Alliance**  
Premier Member  
GOLD

a high fan speed condition is shown in Table 2. Figure 2 also shows the first four slots plotted against the slot impedance curve.

Although it is not displayed in Figure 2, this method allows all slots in the chassis to be plotted on the same graph for each test condition. Each vertical line represents a different slot and the intersection of each vertical line with the test card's impedance curve represents the static pressure measurement (operating point) of the slot, or the *slot impedance*.

This approach makes a number of assumptions by using the average flow rate and average inlet velocity. However, employing empirical data provides the validity needed for future testing by card manufacturers. One benefit to both shelf and board manufacturers utilizing this test method is that the calculations help to very quickly point out the shelf's strengths and weaknesses in regards to the possible card locations. It becomes clear where the board manufacturer should use extra caution in locating products, as well as where the shelf manufacturer can improve on the cooling scheme.

**5.4.2.2: Slot fan flow curve**

The second major part of the PICMG standard requiring interpretation as an established test method is 5.4.2.2, Slot Fan Flow Curve. This section of the standard states:

“The shelf manufacturer shall determine the pressure drop versus volumetric airflow

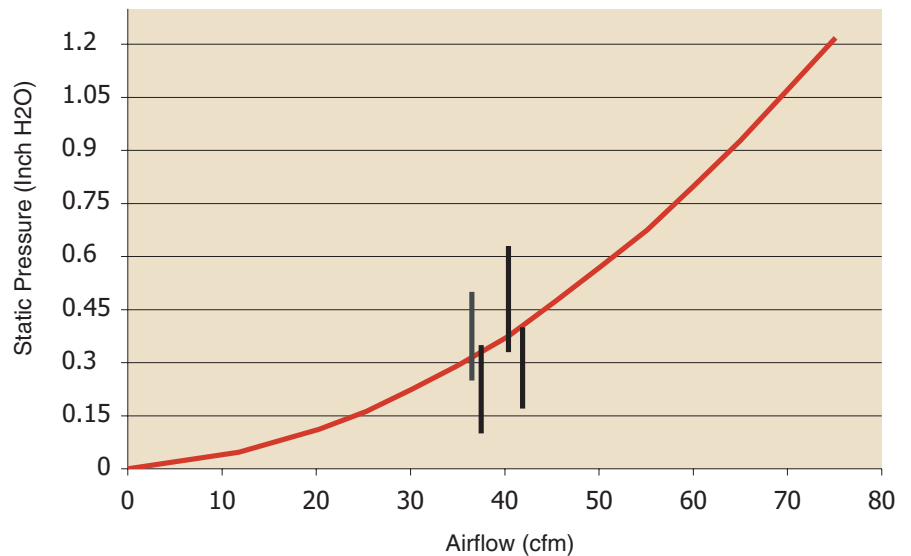


Figure 2

rate curve for the fan behavior of the slot fan flow curve for each empty front board slot within the shelf over the intended operating range. The slot fan flow curve shall capture the various operating modes supported by the shelf if they apply, such as low-medium-high speed or fan failure.”

The slot fan flow curve may be determined through analysis, simulation, or empirical testing.

**Interpretation**

Again the standard is requesting data that upon first look seems to be somewhat intimidating to capture. The term *slot fan flow curve* can also be defined as a fan performance curve in relation to each indi-


Slot	Flow Rate (cfm)
1	36.5
2	37.5
3	40.4
4	41.9
5	41.5
6	42.2
7	40.0
8	40.7
9	40.4
10	39.3
11	43.1
12	41.5
13	41.2
14	29.3

Table 2

vidual slot in the chassis. To further simplify, the standard is requesting data showing how the volumetric flow rate of each slot is affected by a blockage, typically ranging from wide open to fully impeded. This information, as in section 5.4.2.1, is not simply collected through a typical laboratory test due to it being physically impossible to take pressure and flow rate measurements for a single slot inside an operating chassis. However, this problem can be solved by obtaining a small amount of empirical data and utilizing a simple fan law. The result will be a representative curve for each slot at each of the system's fan speeds and as for a fan failure scenario, one that will account for one less fan with the remaining fans operating at high speed. The following test method provides

RSC# 1401 @www.compactpci-systems.com/rsc

RSC# 1402 @www.compactpci-systems.com/rsc



Unique  
Probe Card



Simulation/  
Characterization



Various Backplane  
Configurations

## AdvancedTCA performance. We have the evidence!

Not all ATCA backplane designs are created equal. With multi-gigabit fabric signals across the backplanes, you need proof of performance. Elma Bustronic's Signal Integrity Initiative (SII) provides just that. Our unique ATCA probe card lets us characterize the backplane quickly and accurately, assuring the backplane we provide you has been designed and fabricated for superior results.

Elma Bustronic's pre-design HSPICE simulation and model extraction service assures that our backplane is optimized with your integrated ATCA system. Simulating interconnect paths from line cards to the backplane to system managers, our service assures you of superior performance throughout your system before it is ever built. Come to Elma Bustronic, the proven leader in ATCA backplanes.

Visit [www.elmabustronic.com](http://www.elmabustronic.com) to learn more about our published and upcoming ATCA SII studies.

**ELMA BUSTRONIC**

Tel: 510.490.7388 Fax: 510.490.1853 [info@elmabustronic.com](mailto:info@elmabustronic.com)

RSC# 15 @ [www.compactpci-systems.com/rsc](http://www.compactpci-systems.com/rsc)

**ELMA**  
Your Solution Partner

an example of this performed on the 13U chassis previously chosen as the EUT.

**Test method**

The single piece of empirical data used for this portion of the system analysis is the previously mentioned *fan performance curve*. This is gathered by again utilizing an airflow test chamber, or a wind tunnel, to characterize an air mover's ability to overcome a static pressure situation. In the case of the sample EUT the exhaust of a single blower, operating at high speed, was affixed to the airflow test chamber. Static pressure was then incrementally decreased from the maximum achievable to zero. At each increment we measured the differential pressure across the internal nozzle of the test chamber and calculated the volumetric flow rate. Table 3 and Figure 3 illustrate the results:

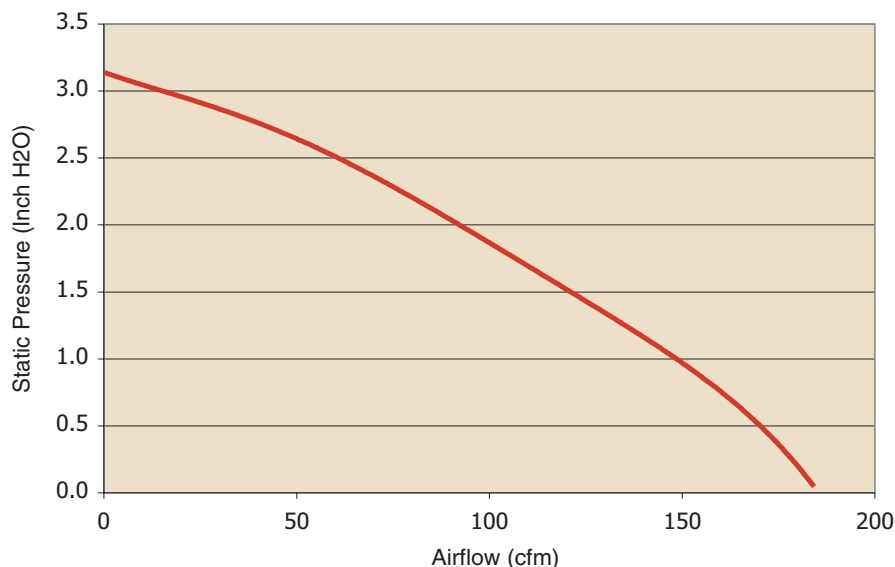


Figure 3

Static Pressure (in. H2O)	Flow Rate (cfm)
3.14	0.0
2.59	55.1
2.25	75.3
1.98	93.3
1.65	114.6
1.33	131.3
1.11	143.0
0.93	150.3
0.79	157.2
0.46	173.2
0.30	178.5
0.00	184.2

Table 3

From this information the performance curve for the entire blower system (all four blowers working in conjunction) was derived. Since the EUT has four radial blowers working side by side, the fan law pertaining to fans in parallel operation was applicable. According to Gordon Ellison in *Thermal Computations for Electronic Equipment*, this fan law states:

The single fan performance curve may be used to indicate the effects of using two identical fans in parallel or series (push-pull)...The parallel combination is constructed by following several horizontal constant pressure lines from zero airflow out to the fan curve. The corresponding point on the two-fan curve is at this constant pressure, but twice the airflow. If this is done for several points, a complete, two-parallel-fan curve is established.[1]

To apply this law each of the volumetric flow rate values was multiplied by a factor of four, the number of air movers in the EUT. With static pressure points for the curve all staying the same, performing this calculation yielded the adjusted system performance curve. Uniform flow through each of the EUT's 14 slots was assumed, allowing the system performance curve to be evenly divided by the number of slots to obtain the fan performance curve for a single slot, or in other words, the slot fan flow curve.

As required in the standard, this was also performed for the blowers operating at low speed and for a blower failure situation. The low speed analysis was accomplished using the airflow test chamber to capture a second blower performance curve, this time with the blower running

Single Blower Static Pressure (in. H2O)	Single Blower Flow Rate (cfm)	All Blowers Flow Rate (cfm) x 4	Per Slot Flow Rate (cfm) ÷ 14
3.14	0.0	0.0	0.0
2.59	55.1	220.2	15.7
2.25	75.3	301.3	21.5
1.98	93.3	373.4	26.7
1.65	114.6	458.2	32.7
1.33	131.3	525.1	37.5
1.11	143.0	571.8	40.8
0.93	150.3	601.4	43.0
0.79	157.2	628.7	44.9
0.46	173.2	693.0	49.5
0.30	178.5	714.1	51.0
0.00	184.2	736.9	52.6

Table 4

**Platforms.  
Components.  
Software.  
Support.**



**PERFORMANCE  
TECHNOLOGIES**

[www.pt.com](http://www.pt.com)

at low speed. Again, a factor of four was used to extrapolate the flow rate data to obtain the system blower performance curve. Next, that result was then divided evenly among each of the 14 slots in the EUT. To calculate the effect of a fan failure on the system performance curve, the single blower performance curve was multiplied by a factor of three instead of four to account for the missing blower. The EUT fan controller intelligence instructs the remaining functioning blowers to elevate to high speed in the event of an air mover failure, so for this process the curve for a single blower operating at high speed was used.

Table 4 and Figure 4 show the calculations and slot fan flow curve for the EUT operating at high speed.

Again, this test method utilizes an assumption, the uniformity of the chassis' airflow distribution. However the analysis surrounding this assumption is performed on the empirically derived air catch data, making the test method acceptable for the PICMG standard. The validity of the method aside, it would be seemingly difficult to take laboratory measurements cap-

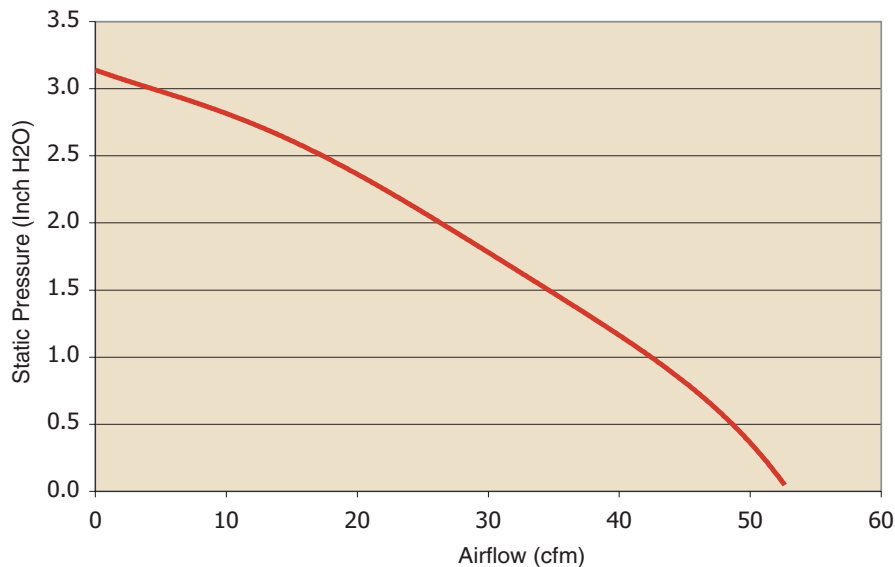


Figure 4

turing the airflow performance of a single slot with varying impedance levels without an elaborate test setup. Another possibility for obtaining this type of focused data would be to default to the usage of Computational Fluid Dynamics (CFD) to measure only a cross section of the chassis. However even through CFD, empirical bulk airflow data would still be necessary

as the basis of the analysis. Not to mention that the analysis and the assumptions used in the previously described test method would be exchanged for the multiple assumptions that accompany CFD studies.

**Conclusion**

The methodologies discussed here cover only a portion of the thermal requirements



# switched ~~networks~~ fabrics

Ethernet or InfiniBand, Finally a Choice

AdvancedTCA 3.1 and AdvancedTCA 3.2



## Truly Fabric Agnostic Platforms

Now you make the decision.

Ethernet

- ATC5231 : AdvancedTCA 3.1 Compute Blade (3.1 Option 4)
- ATS1460 : AdvancedTCA 3.1 Switch Blade (3.1 Option 4)

InfiniBand

- ATC5232 : AdvancedTCA 3.2 Compute Blade (3.2 Option 1)
- ATS2148 : AdvancedTCA 3.2 Switch Blade (3.2 Option 1)

Either Fabric comes packaged in a Targa-14 or Targa-5 Platform.

Call **1.800.443.2667** or visit our website at **www.atcatogo.com**



All trademarks and tradenames are the property of their respective owners.

# CompactPCI®



Hot-Swap / Redundant Power Supplies  
3U Packages offering 200 & 300 Watts  
6U Packages offering 400 & 500 Watts

## Our products feature:

- \* Compliance to PICMG 2.11 Power Supply Interface Specifications
- \* Universal AC Input (85-264 VAC / 47-63Hz)
- \* Active Power Factor Correction (0.99) for EN61000-3-2 Class A compliance
- \* Optional 24V (18-36 VDC) and 48V (36-72 VDC) Input range Models
- \* Excellent thermal performance gained through synchronous rectification technologies, low profile transformers and SMT components
- \* Our unique design using two independent converters in parallel, one for +3.3V and another for +5V, enable flexible load capabilities
- \* No minimum load requirements
- \* Leading Edge Efficiency - up to 84%
- \* -10 ~ +55C Full Load Operating Temperature Range with no de-rating
- \* Hot-Swap / N+1 Redundant Operation

## Worldwide Safety & EMC Standards include:

- \* UL/cUL 60950
- \* EN60950
- \* CE Mark (LVD)
- \* CB Report
- \* EN55022 Class B
- \* FCC-68 part 15 Class B

## Ask us About:

- \* 400Hz AC Operation
- \* Ruggedized Applications
- \* Military / COTS Requirements
- \* Latch Mechanism Options
- \* Custom Faceplates
- \* Optional I2C Interface
- \* Higher Power Requirements

(866) 344-7697 | [www.digipwr.com](http://www.digipwr.com)

### The Americas & Asia

Digital Power  
41920 Christy Street  
Fremont, CA 94538-3158  
Ph: (510) 657-2635  
Fax: (510) 657-6634  
e-mail: [sales@digipwr.com](mailto:sales@digipwr.com)  
web: [www.digipwr.com](http://www.digipwr.com)

### UK / Europe

Gresham Power  
Gresham House, Telford Road  
Salisbury, Wiltshire SP2 7PH, UK  
Ph: +44 (0) 1722 413060  
Fax: +44 (0) 1722-413034  
e-mail: [sales@greshampower.com](mailto:sales@greshampower.com)  
web: [www.greshampower.com](http://www.greshampower.com)

### Israel

Telkoor  
5 Giborey Israel Street  
Natanya, 42293, Israel  
Ph: 011-972-9-8632333  
Fax: 011-972-9-8658444  
e-mail: [sales@telkoor.com](mailto:sales@telkoor.com)  
web: [www.telkoor.com](http://www.telkoor.com)

Established in 1969, Digital / Gresham is dedicated to being the supplier of choice for OEM's who require exceptional power solutions. Our focus on high density power products with flexible output configurations make us the ideal partner for your power requirements



of the PICMG standard. The complement is the requirements placed on the AdvancedTCA board manufacturers. From the perspective of the board manufacturers the goal is to create boards with a successful layout that allows for proper functionality under all operating conditions. This challenge is managed, as previously stated, through layout and by utilizing other cooling solutions such as heatsinks. It is the goal of this open format standard to bridge these two technical entities to create an environment of totally interchangeable components and ultimately complete technological interoperability between chassis and shelf vendors.

*Jason Leboeuf has a BSME degree from Worcester Polytechnic Institute and is the laboratory manager at IQS, an engineering services company focusing on thermal management, regulatory compliance, reliability, and mechanical engineering design of electronic products. Jason's previous work experience includes designing thermal solutions for telecommunications products at Ascend Communications and Lucent Technologies.*

**References**

[1] G. Ellison, "Thermal Computations for Electronic Equipment" Van Nostrand Reinhold Company, 1984

To learn more, contact Jason at:

**IQS, LLC**  
 257 Simarano Drive  
 Marlboro, MA 01752  
 Tel: 508-460-1400 • Fax: 508-460-7979  
 E-mail: jleboeuf@iqscorp.com  
 Website: www.iqscorp.com



**degreeC**  
[www.degreec.com](http://www.degreec.com)  
 Innovative Thermal Engineering Products  
 (ISO 9001 Registered)

ATM2400

DegreeC's off the shelf programmable products can be used for a broad range of applications and uses. DegreeC also offers custom solutions as well as consulting services to assist in solving any thermal application requirement.

[www.degreec.com](http://www.degreec.com)

RSC# 1901 @www.compactpci-systems.com/rsc

# No matter how unique, we'll satisfy your Datacom application cravings.



Get Fully Customized CompactPCI And AdvancedTCA® Front Panels—With XTech.

Customization is critical in successful application development. That's why XTech designs, finishes and assembles "non-standard standards" that conform with accepted industry standards.

Our on-demand initiatives—including rapid turnaround, supply chain management and just-in-time ordering protocols—enable complete customization with optimal cost and operation efficiencies, accelerated time-to-market and superior product quality across the entire product lifecycle ...from prototyping through beta testing and full-scale production.

For more information, please call 781-963-7200 or visit [www.xtech-outside.com/pci](http://www.xtech-outside.com/pci)



RSC# 1902 @www.compactpci-systems.com/rsc

Company Name	Backplanes							Chassis				Power			General								
	Accessories	Full mesh	General	H.110	Hot Swap compliant	Serial mesh	Switched fabric	Card rack/Subrack	Enclosure	Enclosure + Card rack	Encl. + Card rack + PS	Shell/Mechanical comp.	General	Power supply	Power-fail module	Alarm	Battery	Board accessories	Front-panel hardware	IEEE FireWire	Keyboard interface	Production tools	
3-D Engineering																							
3M																							
Aborn																							
Absopulse Electronics																							
Acqiris																							
ACT/Technico																							
Action Instruments																							
Actis																							
Adaptec																							
Adas																							
Adax																							
Adcom																							
ADLINK Technology																							
Advantech																							
Aitech Defense Systems																							
Alphi Technology																							
American Rugged Enclosures																							
Amphenol																							
AMREL																							
Amtelco																							
AP Labs																							
APC																							
apra-norm																							
APS																							
APW																							
ARC																							
Asis-Pro																							
Astec																							
Astek Corporation																							
Atmel																							
Augmentix																							
AVX Corporation																							
Axiomtek																							
Az-Com																							
BiRa																							
Bivar																							
Bud Industries																							
Bus Solutions Ltd																							
BVM																							
BWI																							
C&D Technologies																							
Cambridge Innovations																							
Carlo Gavazzi CS																							
Catapult																							
Celestica																							

Continued on page 22

# BUYER'S GUIDE:

Connectors				SCSI		System			Website
Backplane	Backplane to PS	Hard Metric	Other	Controller	Peripheral	Management	Monitoring	Thermal management	
•									<a href="http://www.3deng.com">www.3deng.com</a>
									<a href="http://www.3M.com">www.3M.com</a>
									<a href="http://www.aborn.com.tw">www.aborn.com.tw</a>
									<a href="http://www.absopulse.com">www.absopulse.com</a>
									<a href="http://www.acqiris.com">www.acqiris.com</a>
				•					<a href="http://www.acttechnico.com">www.acttechnico.com</a>
									<a href="http://www.actionio.com">www.actionio.com</a>
									<a href="http://www.actis-computer.com">www.actis-computer.com</a>
				•					<a href="http://www.adaptec.com">www.adaptec.com</a>
				•					<a href="http://www.adas.fr">www.adas.fr</a>
						•			<a href="http://www.adax.com">www.adax.com</a>
						•			<a href="http://www.adcomtec.com">www.adcomtec.com</a>
						•			<a href="http://www.adlinktech.com">www.adlinktech.com</a>
						•			<a href="http://www.advantech.com">www.advantech.com</a>
						•			<a href="http://www.rugged.com">www.rugged.com</a>
									<a href="http://www.alphitech.com">www.alphitech.com</a>
									<a href="http://www.areinc.com">www.areinc.com</a>
			•						<a href="http://www.amphenol.com">www.amphenol.com</a>
									<a href="http://www.amrel.com">www.amrel.com</a>
									<a href="http://www.amtelco.com">www.amtelco.com</a>
									<a href="http://www.aplabs.com">www.aplabs.com</a>
									<a href="http://www.apcc.com">www.apcc.com</a>
									<a href="http://www.apra.de">www.apra.de</a>
									<a href="http://www.advpower.com">www.advpower.com</a>
			•					•	<a href="http://www.electronicsolutions.com">www.electronicsolutions.com</a>
									<a href="http://www.psti.com">www.psti.com</a>
									<a href="http://www.asis-pro.com">www.asis-pro.com</a>
									<a href="http://www.astec.com">www.astec.com</a>
				•					<a href="http://www.astekcorp.com">www.astekcorp.com</a>
									<a href="http://www.atmel.com">www.atmel.com</a>
						•			<a href="http://www.augmentix.com">www.augmentix.com</a>
•		•							<a href="http://www.avxcorp.com">www.avxcorp.com</a>
									<a href="http://www.axiomtek.com">www.axiomtek.com</a>
•									<a href="http://www.az-com.com">www.az-com.com</a>
									<a href="http://www.bira.com">www.bira.com</a>
									<a href="http://www.bivar.com">www.bivar.com</a>
									<a href="http://www.budind.com">www.budind.com</a>
									<a href="http://www.bus-solutions.co.uk">www.bus-solutions.co.uk</a>
				•					<a href="http://www.bvmltd.co.uk">www.bvmltd.co.uk</a>
				•					<a href="http://www.bwi.com">www.bwi.com</a>
						•			<a href="http://www.cd4power.com">www.cd4power.com</a>
									<a href="http://www.camb-innov.com">www.camb-innov.com</a>
								•	<a href="http://www.gavazzi-computing.com">www.gavazzi-computing.com</a>
									<a href="http://www.catapult.com">www.catapult.com</a>
									<a href="http://www.celestica.com">www.celestica.com</a>

# AP Labs

AP Labs Rugged Enclosures support a variety of system configurations

- Lab development
- Hard mount
- Portable
- ATR & 19" rackmount
- Shock isolated
- Peripheral enclosures
- Workstations & displays

Rugged Enclosures  
Integrated Systems  
Manufacturing Services  
[www.aplabs.com](http://www.aplabs.com)

RSC# 2101 @[www.compactpci-systems.com/rsc](http://www.compactpci-systems.com/rsc)

Think before you act! **AdvancedTCA®**

Tx/Rx SignalBlade and BenchBlade



### Prepare

Eliminate the dependency on logic cards and backplanes to analyze your designs.

### Evaluate

Signal integrity analysis and optimization of HM-zd and ATCA system designs


### Act

- Measure impedance
- Measure crosstalk
- Evaluate skew
- Evaluate bus termination
- Probe, observe & measure eye-openings
- Good up to 10Gbps

**F9 Systems, Inc.**

[www.f9-systems.com](http://www.f9-systems.com)

RSC# 2102 @[www.compactpci-systems.com/rsc](http://www.compactpci-systems.com/rsc)



### Millipacs® HM 2mm Connectors

The 5+2 (signal + shield) row and 8+2 row high-density connectors in FCI's Millipacs modular backplane system are designed for use in switches, transmission equipment, base stations, embedded computers, and medical equipment. This connector series provides Hard Metric board-mount and cable connectors. Available options for customization to individual applications include multi-level contacts that mate sequentially to support "hot swap," shielding, keying devices, guides, power and coax inserts, and rear shrouds. Designed in accordance with IEC 917, IEC 61076-4-101, and CompactPCI® standards.

[www.fciconnect.com/millipacs](http://www.fciconnect.com/millipacs)

CompactPCI® is a registered trademark of PICMG.

RSC# 2103 @[www.compactpci-systems.com/rsc](http://www.compactpci-systems.com/rsc)

Company Name	Backplanes						Chassis					Power		General									
	Accessories	Full mesh	General	H.110	Hot Swap compliant	Serial mesh	Switched fabric	Card rack/Subrack	Enclosure	Enclosure + Card rack	Encl. + Card rack + PS	Shell/Mechanical comp.	General	Power supply	Power-fail module	Alarm	Battery	Board accessories	Front-panel hardware	IEEE FireWire	Keyboard interface	Production tools	
Centralp Automatismes																							
Cherokee International																							
Chroma ATE																							
Chroma Systems Solutions																							
C-MAC of America																							
Comm Con Connectors																							
Comtel Electronics																							
Concurrent Technologies																							
Conec Corporation																							
Continuous Computing																							
Cool Innovations																							
Cooler Master																							
Crystal Group																							
CTS																							
Curtiss-Wright Embedded																							
Cyberchron																							
Cyclone Microsystems																							
Dawn VME Products																							
DegreeC																							
Digital Power																							
Diodes																							
Drake Communication Products																							
DSPCon																							
Dynamic Engineering																							
EIC Solutions																							
EKF-Electronik																							
Electro-Space Fabricators																							
Elgar																							
ELMA Bustronic																							
ELMA Electronic																							
EnerSys																							
EPT USA																							
Equipto																							
ERNI																							
esd																							
EuroTech																							
EXFO																							
Extreme Engineering																							
F9 Systems																							
Fairchild																							
FCI																							
Fujikura America																							
Gage Applied Technologies																							
Ganymed																							
Gaurang																							
GD California																							

Continued on page 24

# BUYER'S GUIDE:

Connectors				SCSI	System				Website
Backplane	Backplane to PS	Hard Metric	Other	Controller	Peripheral	Management	Monitoring	Thermal management	
									<a href="http://www.centralp.com">www.centralp.com</a>
									<a href="http://www.cherokeellc.com">www.cherokeellc.com</a>
									<a href="http://www.chromaate.com">www.chromaate.com</a>
									<a href="http://www.chromausa.com">www.chromausa.com</a>
									<a href="http://www.cmac.com">www.cmac.com</a>
•									<a href="http://www.commcon.com">www.commcon.com</a>
							•		<a href="http://www.comtel-online.de">www.comtel-online.de</a>
									<a href="http://www.gocct.com">www.gocct.com</a>
	•								<a href="http://www.conec.com">www.conec.com</a>
									<a href="http://www.ccpu.com">www.ccpu.com</a>
								•	<a href="http://www.coolinnovations.com">www.coolinnovations.com</a>
								•	<a href="http://www.coolermaster.com">www.coolermaster.com</a>
									<a href="http://www.crystalpc.com">www.crystalpc.com</a>
									<a href="http://www.ctsclearone.com">www.ctsclearone.com</a>
				•					<a href="http://www.cwcembedded.com">www.cwcembedded.com</a>
									<a href="http://www.cyberchron.com">www.cyberchron.com</a>
				•					<a href="http://www.cyclone.com">www.cyclone.com</a>
							•		<a href="http://www.dawnvme.com">www.dawnvme.com</a>
								•	<a href="http://www.degrec.com">www.degrec.com</a>
									<a href="http://www.digipwr.com">www.digipwr.com</a>
									<a href="http://www.diodes.com">www.diodes.com</a>
									<a href="http://www.drake-dcpi.com">www.drake-dcpi.com</a>
									<a href="http://www.dspcon.com">www.dspcon.com</a>
									<a href="http://www.dyneng.com">www.dyneng.com</a>
									<a href="http://www.eicsolutionsinc.com">www.eicsolutionsinc.com</a>
				•					<a href="http://www.ekf.de">www.ekf.de</a>
									<a href="http://www.esfinc.com">www.esfinc.com</a>
									<a href="http://www.elgar.com">www.elgar.com</a>
									<a href="http://www.elmabustronic.com">www.elmabustronic.com</a>
						•	•		<a href="http://www.elma.com">www.elma.com</a>
•	•	•	•						<a href="http://www.enersys.com">www.enersys.com</a>
									<a href="http://www.ept.de">www.ept.de</a>
•		•							<a href="http://www.equipto.com">www.equipto.com</a>
									<a href="http://www.erni.com">www.erni.com</a>
									<a href="http://www.esd-electronics.com">www.esd-electronics.com</a>
				•					<a href="http://www.eurotech.it">www.eurotech.it</a>
									<a href="http://www.exfo.com">www.exfo.com</a>
				•	•				<a href="http://www.xes-inc.com">www.xes-inc.com</a>
•								•	<a href="http://www.F9-systems.com">www.F9-systems.com</a>
									<a href="http://www.fairchildsemi.com">www.fairchildsemi.com</a>
•		•	•						<a href="http://www.fciconnect.com">www.fciconnect.com</a>
		•							<a href="http://www.fujikura.com">www.fujikura.com</a>
									<a href="http://www.gage-applied.com">www.gage-applied.com</a>
									<a href="http://www.ganymed.com">www.ganymed.com</a>
			•						<a href="http://www.gaurang.com">www.gaurang.com</a>
									<a href="http://www.gdca.com">www.gdca.com</a>

# Simply the best!

Fabian Hambüchen Participant of the Olympic Games 2004

We are your reliable partner in the fields of electronic packaging systems, microcomputer packaging systems, plastics technology and surface treatment. We offer you modified products based on 19-inch standard as well as customized solutions and services from one source.

**POLY RACK**

19" Desktop Case/Subrack Case



Microcomputer Packaging Systems



Plastic Case



**POLY RACK** TECH-GROUP

POLYRACK Corp.  
999 Peachtree St NE, #1400  
Atlanta GA 30309  
Tel +1 678-417-7659

RSC# 23 @www.compactpci-systems.com/rsc

Always up to date  
[www.polyrack.com/newsletter](http://www.polyrack.com/newsletter)

Company Name	Backplanes						Chassis					Power		General								
	Accessories	Full mesh	General	H.110	Hot Swap compliant	Serial mesh	Switched fabric	Card rack/Subrack	Enclosure	Enclosure + Card rack	Encl. + Card rack + PS	Shell/Mechanical comp.	General	Power supply	Power-fail module	Alarm	Battery	Board accessories	Front-panel hardware	IEEE FireWire	Keyboard interface	Production tools
GE Fanuc Automation			•							•												
General Dynamics													•									
General Micro Systems																						
Geotest										•	•											
GESPAC				•					•													
Globe Manufacturing Sales																			•			
GNP	•					•					•											
Gompf Brackets																		•	•			
Hapco																		•				
Harting																						
Hartmann Elektronik	•		•	•																		
Hirose Electric																						
Hitek Power												•	•									
Hoffman									•													
Honda Connectors																						
Hybricon			•	•	•	•	•	•	•	•	•	•	•	•	•	•	•	•	•			
Hypertronics																						
I-BUS				•							•											
ICP America											•											
Inova			•						•					•								
Integrated Device Technology			•																			
Integrated Power Systems													•									
Intel											•	•										
Interlogic Industries											•											
Intermas								•	•									•	•			
Interphase																						
IQS																						
ITenclosures			•					•	•					•	•							
Jasper Electronics														•								
Kaparel	•	•	•	•	•	•		•	•	•	•	•	•	•	•	•			•			
KEL Connectors																						
Keystone Electronic	•																					
Kinetic Computer									•													
Knurr USA								•		•												
Kontron	•		•							•												
Lambda Electronics														•								
Lanner Electronics			•	•						•	•											
Leader Tech																		•				
LSI Logic																						
LV Power														•								
Macrolink											•				•							
MagneTek												•	•									
Magtech													•									
Mapsuka			•							•									•			
MarekMicro			•																			
Martek Power													•									

Continued on page 26

# BUYER'S GUIDE:

PLATFORMS COMPONENTS SOFTWARE



## ADVANCED MANAGED PLATFORMS™

- ✓ Speeds integration and time-to-market
- ✓ Shelf management through all components
- ✓ World-class switching
- ✓ Advanced power and cooling
- ✓ High availability and compatibility
- ✓ 20 years experience developing standards-based technology
- ✓ AdvancedTCA®, PICMG® 2.16, CompactPCI®

**Platforms. Components.  
Software. Support.**

**Many solutions.  
One vendor.**



[www.pt.com](http://www.pt.com)

(585) 256-0200 info@pt.com

RSC# 25 @www.compactpci-systems.com/rsc


Connectors				SCSI		System			Website
Backplane	Backplane to PS	Hard Metric	Other	Controller	Peripheral	Management	Monitoring	Thermal management	
				•					<a href="http://www.gefanuc.com/embedded">www.gefanuc.com/embedded</a>
					•				<a href="http://www.gdcanada.com">www.gdcanada.com</a>
									<a href="http://www.gms4vme.com">www.gms4vme.com</a>
				•					<a href="http://www.geotestinc.com">www.geotestinc.com</a>
									<a href="http://www.gespac.ch">www.gespac.ch</a>
							•		<a href="http://www.globibrackets.com">www.globibrackets.com</a>
									<a href="http://www.gnp.com">www.gnp.com</a>
									<a href="http://www.bracket.com">www.bracket.com</a>
									<a href="http://www.hapco.com">www.hapco.com</a>
•	•	•	•						<a href="http://www.harting.com">www.harting.com</a>
									<a href="http://www.hartmann-elektronik.de">www.hartmann-elektronik.de</a>
•	•								<a href="http://www.hirose.com">www.hirose.com</a>
									<a href="http://www.hitek.com">www.hitek.com</a>
		•							<a href="http://www.hoffmanonline.com">www.hoffmanonline.com</a>
									<a href="http://www.hondaconnectors.com">www.hondaconnectors.com</a>
•									<a href="http://www.hybricon.com">www.hybricon.com</a>
•			•						<a href="http://www.hypertronics.com">www.hypertronics.com</a>
									<a href="http://www.ibus.com">www.ibus.com</a>
									<a href="http://www.icpamerica.com">www.icpamerica.com</a>
									<a href="http://www.inova-computers.de">www.inova-computers.de</a>
									<a href="http://www.idt.com">www.idt.com</a>
									<a href="http://www.ipsi.net">www.ipsi.net</a>
						•		•	<a href="http://www.intel.com">www.intel.com</a>
									<a href="http://www.infoview.com">www.infoview.com</a>
									<a href="http://www.intermas.com">www.intermas.com</a>
				•					<a href="http://www.interphase.com">www.interphase.com</a>
								•	<a href="http://www.iqscorp.com">www.iqscorp.com</a>
								•	<a href="http://www.itenclosures.com">www.itenclosures.com</a>
								•	<a href="http://www.jasperelectronics.com">www.jasperelectronics.com</a>
					•				<a href="http://www.kaparel.com">www.kaparel.com</a>
			•						<a href="http://www.kel.jp">www.kel.jp</a>
									<a href="http://www.keyelco.com">www.keyelco.com</a>
									<a href="http://www.isci3000.com/kin/">www.isci3000.com/kin/</a>
									<a href="http://www.knurr.com">www.knurr.com</a>
				•					<a href="http://www.kontron.com">www.kontron.com</a>
									<a href="http://www.lambdapower.com">www.lambdapower.com</a>
									<a href="http://www.lannerinc.com">www.lannerinc.com</a>
									<a href="http://www.leadertechinc.com">www.leadertechinc.com</a>
				•	•				<a href="http://www.lsillogic.com">www.lsillogic.com</a>
									<a href="http://www.lvpower.net">www.lvpower.net</a>
									<a href="http://www.macrolink.com">www.macrolink.com</a>
									<a href="http://www.magnetekpower.com">www.magnetekpower.com</a>
									<a href="http://www.magtechind.com">www.magtechind.com</a>
									<a href="http://www.mapsuka.com.tw">www.mapsuka.com.tw</a>
									<a href="http://www.marekmicro.de">www.marekmicro.de</a>
									<a href="http://www.martekpower.com">www.martekpower.com</a>

Company Name	Backplanes						Chassis				Power		General										
	Accessories	Full mesh	General	H.110	Hot Swap compliant	Serial mesh	Switched fabric	Card rack/Subrack	Enclosure	Enclosure + Card rack	Encl. + Card rack + PS	Shell/Mechanical comp.	General	Power supply	Power-fail module	Alarm	Battery	Board accessories	Front-panel hardware	IEEE FireWire	Keyboard interface	Production tools	
Measurement Computing																							
Mektron Systems									•	•						•							
MEN Micro										•													
Mercury Computer Systems																							
MGV Stromversorgungen														•									
Micro Technic																							
Miltron Systems										•						•							
Mindready Solutions																					•		
Molex																							
Motorola				•																			
M-Systems																							
Murrelektronik														•									
National Instruments			•		•						•										•		
NEXCOM International			•		•					•								•					
Next Power Corp														•									
North Atlantic Industries												•											
Omni Device		•					•																
One Stop Systems			•	•			•		•	•													
Optovia											•												
Oupiin																							
Performance Technologies									•	•				•									
Pericom														•									
Perlos Connectors																							
Phillips Components										•					•					•			
Picor												•	•										
Pigeon Point Systems											•												
Pinnacle Data Systems								•															
Polyonics																							•
Polyrack				•	•		•			•													
Positronic Industries																							
Potentia Semiconductor													•	•									
Power Sources Unlimited Inc														•									
Powerbox														•									
Power-One														•									
Pulse												•											
Purcell Technologies																			•	•			
PXIT																							
Radian Heatsinks																							
RadiSys Corp										•													
Radstone Embedded Computing										•					•								
Rancho Technology																							
Raycon Technology																							
Red Rock Technologies																							
Renesas Technology America																							
Rittal			•		•		•	•	•					•						•			
SAE Power														•									

Continued on page 28

# BUYER'S GUIDE:

PLATFORMS COMPONENTS SOFTWARE



## INTEGRATED SLOT COMPONENTS

- ✓ Fully managed platforms
- ✓ Ethernet switches, I/O communications and SBCs
- ✓ Media, voice and packet processing
- ✓ SS7/IP solutions
- ✓ AdvancedTCA<sup>®</sup>, PICMG<sup>®</sup> 2.16, CompactPCI<sup>®</sup>, PCI, PMC
- ✓ Supporting software including NexusWare<sup>™</sup> and WAN protocol kits
- ✓ 20 years experience developing standards-based technology

**Platforms. Components. Software. Support.**

**Many solutions. One vendor.**



**PERFORMANCE TECHNOLOGIES**

[www.pt.com](http://www.pt.com)

(585) 256-0200

[info@pt.com](mailto:info@pt.com)

RSC# 27 @[www.compactpci-systems.com/rsc](http://www.compactpci-systems.com/rsc)

Connectors			SCSI		System			Website
Backplane	Backplane to PS	Hard Metric	Other	Controller	Peripheral	Management	Monitoring	
								<a href="http://www.measurementcomputing.com">www.measurementcomputing.com</a>
								<a href="http://www.mektron.co.uk">www.mektron.co.uk</a>
								<a href="http://www.menmicro.com">www.menmicro.com</a>
								<a href="http://www.mc.com">www.mc.com</a>
								<a href="http://www.mgv.de">www.mgv.de</a>
•								<a href="http://www.micro-technic.com">www.micro-technic.com</a>
								<a href="http://www.miltron.com">www.miltron.com</a>
								<a href="http://www.mindready.com">www.mindready.com</a>
•			•					<a href="http://www.molex.com">www.molex.com</a>
				•	•			<a href="http://www.motorola.com/computing">www.motorola.com/computing</a>
				•	•			<a href="http://www.m-sys.com">www.m-sys.com</a>
				•	•			<a href="http://www.murrinc.com">www.murrinc.com</a>
								<a href="http://www.ni.com">www.ni.com</a>
								<a href="http://www.nexcom.com">www.nexcom.com</a>
								<a href="http://www.next-power.net">www.next-power.net</a>
								<a href="http://www.naii.com">www.naii.com</a>
				•			•	<a href="http://www.omnidevice.com">www.omnidevice.com</a>
								<a href="http://www.onestopsystems.com">www.onestopsystems.com</a>
		•						<a href="http://www.optovia.com">www.optovia.com</a>
						•		<a href="http://www.oupiin.com">www.oupiin.com</a>
								<a href="http://www.pt.com">www.pt.com</a>
•								<a href="http://www.pericom.com">www.pericom.com</a>
								<a href="http://www.perlos.com">www.perlos.com</a>
								<a href="http://www.phillipscomponents.net">www.phillipscomponents.net</a>
								<a href="http://www.picorpower.com">www.picorpower.com</a>
								<a href="http://www.pigeonpoint.com">www.pigeonpoint.com</a>
								<a href="http://www.pinnacle.com">www.pinnacle.com</a>
								<a href="http://www.polyonics.com">www.polyonics.com</a>
								<a href="http://www.polyrack.com">www.polyrack.com</a>
•	•	•						<a href="http://www.connectpositronic.com">www.connectpositronic.com</a>
								<a href="http://www.potentialsemi.com">www.potentialsemi.com</a>
								<a href="http://www.psui.com">www.psui.com</a>
								<a href="http://www.powerbox.com">www.powerbox.com</a>
								<a href="http://www.power-one.com">www.power-one.com</a>
				•				<a href="http://www.pulseeng.com">www.pulseeng.com</a>
				•				<a href="http://www.purcellbrackets.com">www.purcellbrackets.com</a>
								<a href="http://www.pxit.com">www.pxit.com</a>
								<a href="http://www.radianheatsinks.com">www.radianheatsinks.com</a>
								<a href="http://www.radisys.com">www.radisys.com</a>
								<a href="http://www.radstone.com">www.radstone.com</a>
								<a href="http://www.rancho.com">www.rancho.com</a>
		•			•			<a href="http://www.raycontech.com">www.raycontech.com</a>
					•			<a href="http://www.RedRockTech.com">www.RedRockTech.com</a>
						•		<a href="http://www.renesas.com">www.renesas.com</a>
								<a href="http://www.rittal.com">www.rittal.com</a>
							•	<a href="http://www.saepower.com">www.saepower.com</a>

Company Name	Backplanes						Chassis					Power			General							
	Accessories	Full mesh	General	H.110	Hot Swap compliant	Serial mesh	Switched fabric	Card rack/Subrack	Enclosure	Enclosure + Card rack	Encl. + Card rack + PS	Shell/Mechanical comp.	General	Power supply	Power-fail module	Alarm	Battery	Board accessories	Front-panel hardware	IEEE FireWire	Keyboard interface	Production tools
Saelig																						
Sanmina-SCI							•			•	•											
SBE																						
SBS Technologies	•							•		•	•								•			
Schaefer												•	•									
Schaffner EMC													•									
Schroff		•	•		•		•	•	•	•	•	•	•	•				•	•			
Simon Industries																		•	•			
SMA			•					•		•				•				•				
Sorensen														•								
South Coast Technology														•								
SOUTHCO																			•			
StacoSwitch																					•	
Star Case Manufacturing										•												
Stratos Lightwave										•												
Sun Microsystems												•										
Switching Power														•								
Targa Systems																						
Team Solutions														•								
Technobox																		•				
Teka Interconnection																						
Telkoor Power Supplies Ltd.														•								
Tenta Technology											•			•								
Teradyne																						
TK Power														•								
Tracewell Systems			•	•	•		•		•	•	•		•									
Trilogic Systems						•					•					•						
Triple E								•		•									•			
Twin Industries			•																			
Tyco Electronics														•				•	•			
Unipower							•					•	•									
United Electronic Industries											•											
Universal Air Filter Co.																						
V Rose Microsystems											•											
Vector Electronics			•				•	•	•	•				•								
Visionpower Ltd.														•								
Voiceboard																						
VX Instruments														•								
Westek			•							•												
Winchester Electronics																						
Wind River											•											
Wolf Industrial Systems														•								
XILINX		•																				
XP Power														•								
XTech								•											•			
Yamaichi Electronics																						
Zephyr Engineering																		•				

# BUYER'S GUIDE:

PLATFORMS COMPONENTS SOFTWARE



## ENABLING SOFTWARE & MIDDLEWARE

- ✓ NexusWare™ Linux-based software
- ✓ UniPorte™ media & voice processing
- ✓ High availability software kits
- ✓ Radar receiver, HDLC, frame relay, TADIL-B, X.25
- ✓ SS7/IP interworking
- ✓ T1/E1/J1 & serial drivers
- ✓ 20 years experience developing standards-based technology

**Platforms. Components. Software. Support.**

**Many solutions. One vendor.**



**PERFORMANCE TECHNOLOGIES**

[www.pt.com](http://www.pt.com)

(585) 256-0200

[info@pt.com](mailto:info@pt.com)

RSC# 29 @[www.compactpci-systems.com/rsc](http://www.compactpci-systems.com/rsc)

Connectors				SCSI		System			Website
Backplane	Backplane to PS	Hard Metric	Other	Controller	Peripheral	Management	Monitoring	Thermal management	
			•						<a href="http://www.saelig.com">www.saelig.com</a>
									<a href="http://www.sanmina.com">www.sanmina.com</a>
				•					<a href="http://www.sbei.net">www.sbei.net</a>
			•	•			•		<a href="http://www.sbs.com">www.sbs.com</a>
									<a href="http://www.schaeferpower.com">www.schaeferpower.com</a>
						•			<a href="http://www.schaffner.com">www.schaffner.com</a>
						•		•	<a href="http://www.schroff.us">www.schroff.us</a>
								•	<a href="http://www.simonindustries.com">www.simonindustries.com</a>
									<a href="http://www.SMAcomputers.com">www.SMAcomputers.com</a>
									<a href="http://www.sorensen.com">www.sorensen.com</a>
									<a href="http://www.scoasttech.com">www.scoasttech.com</a>
								•	<a href="http://www.southco.com">www.southco.com</a>
									<a href="http://www.stacoswitch.com">www.stacoswitch.com</a>
									<a href="http://www.starcase.com/rack.htm">www.starcase.com/rack.htm</a>
									<a href="http://www.stratoslightwave.com">www.stratoslightwave.com</a>
									<a href="http://www.sun.com">www.sun.com</a>
									<a href="http://www.switchpwr.com">www.switchpwr.com</a>
					•				<a href="http://www.targasystems.com">www.targasystems.com</a>
•			•	•	•				<a href="http://www.teampctechology.com">www.teampctechology.com</a>
									<a href="http://www.technobox.com">www.technobox.com</a>
									<a href="http://www.tekais.com">www.tekais.com</a>
									<a href="http://www.telkoor.com">www.telkoor.com</a>
									<a href="http://www.tenta.com">www.tenta.com</a>
•								•	<a href="http://www.teradyne.com">www.teradyne.com</a>
									<a href="http://www.tkpower.com">www.tkpower.com</a>
									<a href="http://www.tracewellsystems.com">www.tracewellsystems.com</a>
									<a href="http://www.trilogicsystems.com">www.trilogicsystems.com</a>
									<a href="http://www.tripleEase.com">www.tripleEase.com</a>
									<a href="http://www.twinhunter.com">www.twinhunter.com</a>
•	•	•	•	•					<a href="http://www.tycoelectronics.com">www.tycoelectronics.com</a>
									<a href="http://www.unipower-corp.com">www.unipower-corp.com</a>
									<a href="http://www.ueidaq.com">www.ueidaq.com</a>
								•	<a href="http://www.uaf.com">www.uaf.com</a>
									<a href="http://www.vrosemicrosystems.com">www.vrosemicrosystems.com</a>
									<a href="http://www.vectorelect.com">www.vectorelect.com</a>
									<a href="http://www.visionpower.co.uk">www.visionpower.co.uk</a>
								•	<a href="http://www.voiceboard.com">www.voiceboard.com</a>
									<a href="http://www.vxinstruments.com">www.vxinstruments.com</a>
									<a href="http://www.westekuk.com">www.westekuk.com</a>
•	•	•	•						<a href="http://www.winchesterelectronics.com">www.winchesterelectronics.com</a>
									<a href="http://www.windriver.com">www.windriver.com</a>
								•	<a href="http://www.wolf.ca">www.wolf.ca</a>
									<a href="http://www.xilinx.com">www.xilinx.com</a>
									<a href="http://www.xppower.com">www.xppower.com</a>
									<a href="http://www.xtech-outside.com">www.xtech-outside.com</a>
			•						<a href="http://www.yeu.com">www.yeu.com</a>
									<a href="http://www.zpci.com">www.zpci.com</a>

# Heads up! Warping graphics for helmet mounted displays in real time with 3U CompactPCI



By *Lee Brown*

*The use of Helmet Mounted Displays (HMDs) has become common in combat aircraft and helicopters where weight and data presentation are gaining increasing importance. Now advanced ground vehicles are part of this trend, as the number of sensors and the volume of data is expanding exponentially, along with the challenges associated with reliable data presentation.*

An HMD's glass visor displays graphics and sensor data. This enables pilots and operators to keep their eyes on the situation at hand rather than glancing away to view a console display, a situation that can mean the difference between life and death in threatening skies. In addition, guidance systems can be operated with movements of the pilot's head, freeing the pilot to perform other critical tasks during rapidly changing conditions. The aircraft's data sensors, such as Forward Looking Infrared Radar (FLIR) and video cameras, deliver increasing amounts of high-resolution data. It has become more difficult to meet the challenge of delivering this data, overlaid with other graphics, such as maps, to the pilot in real time. Another challenge is that the final graphics display must be pre-warped to compensate for the specific curvature of the helmet's display surface such that the image looks "normal" to the pilot/operator. The good news is that advanced graphics processors and very high bandwidth interfaces can be used to ensure real-time HMD performance. Even better, small form factor 3U CompactPCI provides a low-weight, compact platform ideal for space constrained cockpit environments.

HMDs are complex systems that normally consist of many functional elements, one of which captures video data from sensors such as FLIRs and cameras. Next the HMD analyzes the captured data and overlays it with graphics data. Following analysis and overlay, the HMD must warp the combined graphics and video data to

compensate for the curvature of the helmet glass onto which the final image is presented. Because the characteristics of the glass are unique from helmet to helmet, warping algorithms also vary depending on the display surface being used. The process of preparing the combined video data for presentation is further complicated by whether a monocular, binocular, or single merged display system is being used, with most systems now using dual eye image systems. The Helmet Mounted Display system provider as well as the physical helmet itself faces all of these challenges.

In HMD system design, timing is everything. The pilot's safety depends on the display of sensor and graphics data in real time. Adding to the system designer's difficulty is the fact that the images are typically coming from the outside world, which is visible to the pilot, so the smallest delays (system latency) are very apparent to the pilot. This means that the latency of video data coming through the system must be reduced to the greatest extent possible. Unfortunately, traditional HMD systems demand multiple time-consuming processes. These multiple processing stages typically require additional hardware and the real estate typically found on 6U+ size boards, a major obstacle for weight and space constrained fighter jets and helicopters. Adding to all of the electronic, video, and optical challenges faced by HMD system suppliers, there are the physical challenges of the helmet itself. The objective is to keep the helmet lightweight and provide a simple connection to the electronics box driving it. These challenges led designers to adopt digital video interfaces rather than the traditional analog interfaces, as these provide low power, simple helmet electronics, and compact, lightweight cabling to the helmet. With the need to maintain low latency and the problems of passing digital video through bulkheads, it makes sense to locate the electronics unit driving the helmet in close proximity to the pilot: the HMD electronics chassis are typically

mounted in the cockpit area or under the pilot's seat. Because the physical electronics box needs to be quite close to the pilot's helmet, the HMD chassis size and weight must be minimized. The positioning of the electronics unit however does not reduce the environmental conditions that it needs to withstand. Even a cockpit environment can be harsh, depending on the platform. For example, the large gun mounted underneath an attack helicopter cockpit makes it subject to violent shock and vibration. While the environmental aspects can be improved through ruggedization, the main challenge of getting all of the electronics into a box that fits into a fairly small space makes the 3U form factor the preferred choice for system designers.

The significant challenge with the HMD systems is to be able to acquire the different forms of video data, process them, supply them to the graphics function, overlay graphics, and then warp the result prior to display on the helmet. Figure 1 (courtesy of BAE Systems) shows a typical advanced HMD. In many HMD systems, different boards within the system perform these different functions:

- Video acquisition
- Video processing
- Overlaying of graphics
- Warping

The serial nature of the process tends to add multiple frames of undesirable latency to the video. Many systems use dedicated hardware to mix the graphics and video, then separate hardware to support the often-complex warping algorithms on the combined image. The warping hardware can take the form of commercial hardware such as that found in projection televisions. These multiple stages lead inevitably to latency issues.

## Combining the functions

A superior solution minimizing latency and providing state-of-the-art performance,



Figure 1

based module. The second generation card, the CCA-730, provides a significant increase in both graphics and general purpose processing while reducing power and making use of industry leading interface standards such as PCI Express. For applications with less demanding video bandwidth and performance requirements, a cost effective HMD system can be designed using PCI based graphics modules such as the Curtiss-Wright PMC-704 card. However the trend is toward more and more incoming video arriving for processing. HMD systems are being tasked to process larger amounts of data as sensors are becoming much more capable. In addition, the resolutions that they generate have become much larger. This

such as that used in the Curtiss-Wright CCA-730 3U CompactPCI card, is to combine all of these functions into a graphics processing module providing a very high performance Visual Processing Unit (VPU) and multiple high performance CPUs (Figure 2). This approach requires a very high bandwidth interface pipe to deliver the high resolution sensor video data directly into the module and onto the VPU. The VPU then overlays the graphics and performs the warping function using the performance of the VPU and the flexibility of OpenGL. While most graphics processing modules use PCI as the interface to the GPU/VPU, this would be insufficient for a high performance HMD system with high resolution streaming video being received. For this reason, the CCA-730 Imaging Platform uses high performance 8X AGP and state-of-the-art PCI Express interfaces to provide the high bandwidth data path into the GPU/VPU, supporting FLIR and camera data acquisition in real time and without any loss of video quality.

Curtiss-Wright's first generation of ultra high performance HMD Imaging Platform, the CCA-728, provided advanced graphics and general purpose processing capabilities on a single 3U CompactPCI



Figure 2



### Intelligent Multifunction I/O Cards from North Atlantic Industries.

Function integration for reduced card count, weight, power, heat, and overall system cost.

- ~ Fill up to 6 slots per card with your choice of over 16 different function modules
- ~ **NEW!** Gigabit Ethernet Connectivity
- ~ On-line Background Built-in-Test (BIT) alerts you of problems *during operation*
- ~ VME, cPCI, and PCI Platforms
- ~ Available as Conduction-Cooled/Wedge-Lock or Air-Cooled
- ~ Custom function designs
- ~ Can be configured with user definable FPGA
- ~ Extensive library of available functions
- ~ All major I/O Signal Types

To find out more about Intelligent Multifunction Cards, visit [www.naii.com/multi](http://www.naii.com/multi) or call us at 631-567-1100 today.



Embedded Boards | Power Supplies | Instruments  
631-567-1100 • Fax: 631-567-1823 • email: [sales@naii.com](mailto:sales@naii.com)

RSC# 31 @[www.compactpci-systems.com/rsc](http://www.compactpci-systems.com/rsc)

puts additional pressure on the graphics subsystem to capture and process the higher resolution video. On many newer platforms, incoming video formats can be as large as 2K x 2K pixels, with HDTV formats of 1920 x 1080 pixels becoming increasingly used.

To handle the greater video bandwidth, the 730 features two backplane interfaces, one a PCI Express data path that uses a standard high bandwidth multigigahertz capable ERNI connector, and the other a standard CompactPCI interface. The CompactPCI bus communicates with the other I/O boards in the HMD system. The PCI Express interface receives the streaming video from the other boards within the system that are receiving the video from the sensors. The data comes through the PCI Express interface and is transferred directly into the memory of the GPU/VPU, where the graphics overlay and warping takes place.

Another important element of a high resolution HMD system is the integrity of the data being presented. Figure 3 shows what the pilot sees (photo courtesy BAE Systems). Increasingly, pilots have become dependent on the video from their helmet displays, resulting in the criticality level of the HMD system increasing. A failure in the HMD system can be critical. For example, if due to a failure of the system, the graphical data on the helmet fails to be updated, or "freezes" for some finite period of time, this condition may not be obvious to the pilot for a finite period of time. In a combat situation, this delay can be life threatening. Similarly, a blank screen can leave the pilot without crucial data. Two lead-

---

*"On many newer platforms, incoming video formats can be as large as 2K x 2K pixels, with HDTV formats of 1920 x 1080 pixels becoming increasingly used."*

---



**Figure 3**

ing solutions ensure fault tolerance. One option is to employ rigorous development processes such as DO-254 for the hardware and DO-178B for the software. This typically adds many millions of dollars to the development costs and when standard commercial state-of-the-art components are used, a "freeze" condition may still not be detected. While Curtiss-Wright offers both DO-254 and DO-178B solutions, we also support a hardware based Video Integrity Monitoring (VIM) solution. The VIM is able to detect a freeze condition within one-sixtieth of a second. Moreover, the VIM can alert the system and the pilot that the data being displayed is frozen. The VIM would typically be used in conjunction with other system integrity solutions, but could also provide a cost effective standalone solution for some systems.

Because HMD systems are typically deployed in harsh environments, the 730 package is highly ruggedized. Designed to meet Level 200 ruggedization (-40 °C to +85 °C), the card shown in Figure 2 comprises a 3U CompactPCI base card and a mezzanine, utilizing Curtiss-Wright's advanced conduction cooling capabilities to manage the combined power dissipation. The host and mezzanine card fit into a one-inch slot pitch.

#### **Conclusion**

HMDs provide a great example of an application where several technology

trends have come together, in this case the proliferation of high-resolution data, the demand for smaller and lighter systems, and the need for real-time processing and display of complex graphics and video. Each of these trends on its own would formerly present a difficult obstacle to overcome. But through the combination of the latest generation of VPU/GPU and a highly integrated and ruggedized 3U CompactPCI form factor, the challenge was not simply met but was far exceeded.

*Lee Brown is the technical product manager for Rugged Graphics Products at Curtiss-Wright Controls Embedded Computing. He has more than 20 years of experience as a design engineer in the defense industry, with 11 years focused on high performance graphics systems. Lee earned a Bachelor of Science degree in Computing and a Higher National Certificate in Electrical and Electronics at Gloucestershire University in the United Kingdom.*

To learn more, contact Lee at:

#### **Curtiss-Wright Controls Embedded Computing**

Real-Time Video and Graphics  
333 Palladium Drive  
Ottawa, ONK2V 1A6 Canada  
Tel: 613-599-9199

Fax: 613-599-7777

E-mail: Lee.Brown@curtisswright.com

Website: www.cwembedded.com

# BUYER'S GUIDE:

Company Name	Audio		Video								Website	
	General	Voice	Display	Display controller	Encoder	Frame grabber	Graphics	Input	Processor	Switch		Touch interface
4DSP									•			www.4dsp.com
AcQ InduCom	•											www.acq.nl
ACT/Technico	•			•								www.acttechnico.com
Active Silicon Limited									•			www.activesilicon.co.uk
ADLINK Technology			•	•		•	•					www.adlinktech.com
Agere		•										www.agere.com
Aitech Defense Systems					•	•	•		•			www.rugged.com
Alacron								•				www.alacron.com
AMREL											•	www.amrel.com
Arista			•								•	www.aristaipc.com
Aspex Semiconductor					•				•			www.aspex-semi.com
Barco				•								www.barco.com
Bivar			•									www.bivar.com
Brooktrout		•										www.brooktrout.com
BWI			•									www.bwi.com
COGNEX						•						www.cognex.com
Colorgraphic Comm			•									www.colorgraphic.net
Concurrent Technologies				•								www.gocct.com
Curtiss-Wright Embedded			•	•		•	•		•			www.cwcembedded.com
Datametrics			•									www.datametrics.com
Datapath				•								www.datapath.co.uk
Delta Information Systems		•										www.delta-info.com
EKF-Electronic							•					www.ekf.de
ELTEC Elektronik						•	•					www.eltec.com
esd				•		•						www.esd-electronics.com
Euresys						•						www.euresys.com
EuroTech				•								www.eurotech.it
GE Fanuc Automation	•		•									www.gefanuc.com/embedded
General Micro Systems			•			•			•			www.gms4vme.com
General Standards			•									www.generalstandards.com
GESPAC							•					www.gespac.ch
Great River Technology						•						www.greatrivertech.com
Inova							•					www.inova-computers.de
Jupiter Systems			•									www.jupiter.com
Leutron						•						www.leutron.com
Lyrtech	•											www.lyrtech.com
Mango DSP									•			www.mangodsp.com
Matrox						•	•					www.matrox.com/mga
National Instruments				•		•						www.ni.com
Pericom										•		www.pericom.com
PHYTEC America						•						www.phytec.com
PLDApplications						•						www.plda.com
Pulse	•											www.pulseeng.com
Red River	•											www.red-river.com
RGB Spectrum				•								www.rgb.com
SBS Technologies	•		•						•			www.sbs.com
Sensoray						•	•					www.sensoray.com

## Plug-and-Play Switching



Use USB to configure a high-density switch system in minutes.

National Instruments offers more than 100 PXI and SCXI switch configurations and NI Switch Executive switch management software for creating integrated, high-density, plug-and-play switching systems.

<b>Matrix</b>	Up to a 4 by 2176 matrix per chassis
<b>Multiplexer</b>	Up to a 3332 by 1 multiplexer per chassis
<b>General Purpose</b>	Up to 300 V, 12 A
<b>RF</b>	500 MHz to 4 GHz
<b>NI Switch Executive Software</b>	Interactive switch management and routing

To see a switch system configured in two minutes, visit [ni.com/switches](http://ni.com/switches).  
**(800) 891 8841**



© 2005 National Instruments Corporation. All rights reserved. National Instruments, NI, and ni.com are trademarks of National Instruments. Product and company names listed are trademarks or trade names of their respective companies. 5489-101-D

RSC# 33 @www.compactpci-systems.com/rsc

# The World's Largest International VoIP Marketplace



Fort Lauderdale - Broward County Convention Center

**Fort Lauderdale, Florida**  
**January 24-27, 2006**

**The VoIP Authority Since 1998 • [www.itexpo.com](http://www.itexpo.com)**

**Sessions For:** Service Providers • Enterprise/Government/SMB • Developers • Resellers

## **Platinum Sponsors**



## **Keynote Speakers Include:**



Tom Ridge,  
The First Secretary  
of U.S. Homeland Security



Ron Insana,  
CNBC Anchor  
"Street Signs"

Charles Meyers, Group Vice President, Level 3 Communications  
Richard Tworek, Vice President, Nortel  
Donald R. Proctor, Senior Vice President, Cisco Systems, Inc.  
Charles E. Hoffman, President and CEO, Covad  
Jorge Blanco, Vice President, Avaya  
Mike Matthews, Head of Product Marketing, Aculab  
James H. Keegan, Vice President, IBM Corporation  
William Rich, President & CEO, Pingtel Corp.  
Charles Rutledge, Vice President, Quintum  
Shawn M. McGorry, President and COO, Expedient


## **Diamond Sponsor**



**"I attended the INTERNET TELEPHONY Conference & EXPO in Miami to improve my knowledge of enterprise IP PBX solutions and to find new applications that could meet our business requirements. I believe that it was the most informative conference that I have attended on IP telephony to date. The sessions were thorough, understandable, and unbiased. There were opportunities to meet both with vendors and with other enterprises planning a switch to IP telephony. All in all, it was a very valuable conference for me."**

**— Pierre Simard, Ottawa, Ontario Canada**

**Rad-Tolerant.  
Space-Approved.  
COTS Compliant.**



**And Designed, Built  
and Tested by Aitech.**

Designing and building board level products and sub-systems for space applications is tough enough. Doing it in a true COTS environment is even tougher. It takes a very special company to do it right – and that company is Aitech. We not only designed and built the world's first harsh environment, open architecture VMEbus boards more than two decades ago, but we're fully qualified for use in today's most hostile environment – space.

**The only COTS company...** Aitech is the only COTS company in the world that offers embedded products for space applications with this combination of features: •Designed and qualified specifically by us for space •Radiation-tolerant throughout •On-board triple redundant memory •Rad-hard SOI (silicon on insulator) ASICs •Single event effects and total dose radiation survivability


**Total space applicability...** Aitech embedded products and sub-systems for space are ideal for Low, Medium and High Earth Orbit applications, lunar and Mars robotic vehicles and much more. Our products are used in the Space Shuttle, MIR Space Station, International Space Station and other high profile satellite programs where highest performance and reliability are required.

**Real space-qualified COTS...** not custom off-the-shelf...but commercial off-the-shelf. COTS the way it's supposed to be!

**We don't compete with you...** some embedded companies try to be systems integrators. We don't. We deliver board-level product and integrated sub-systems for space (and military/aerospace) applications. We leave the systems integration to the companies that do it best...like yours!

**We have what you need...** from a full range of high performance, low cost, rad-tolerant, space-qualified CompactPCI SBCs, peripheral I/O boards and PMCs, memory boards and enclosures...to complete radiation and qual-testing, component obsolescence risk mitigation, lifecycle support and program management capabilities – with all the economy-of-scale advantages of off-the-shelf products.

**Make us prove it...** we can and we will. Call or visit us on the web. Embedded space is *our* space.



**Aitech Defense Systems, Inc.**

9301 Oakdale Avenue  
Chatsworth, CA 91311  
email: sales@rugged.com  
Toll Free: 888-Aitech8 - (888) 248-3248  
Fax: (818) 718-9787  
[www.rugged.com](http://www.rugged.com)

RSC# 209 @[www.compactpci-systems.com/rsc](http://www.compactpci-systems.com/rsc)

You define success.



### We design solutions.

Mercury customers span multiple industries and face unique computing challenges – whether improving yields for semiconductor wafer inspection, increasing throughput in medical imaging, rendering high-quality animation within a defined budget, or shrinking platform size while increasing mission complexity. Why are we so driven to tackle these difficult computing problems? Because at Mercury your challenges drive our innovation.

Our rugged, 3U CompactPCI® PowerStream® 3000 systems bring high-density signal processing to small deployed platforms. Contact us to learn how our products and services can optimize your challenging applications.



PowerStream 3000 system

Let us design an innovative solution for you.  
[www.mc.com/cpcibuyersguide](http://www.mc.com/cpcibuyersguide) | 866-627-6951

Computer Systems, Inc.  
**MERCURY**  
Challenges Drive Innovation™

# Taking embedded, open systems technology to new heights in earth orbit space applications



By Doug Patterson

*With recent developments in COTS design and execution, it is no longer necessary to depend upon expensive purpose-built computer designs to withstand the extreme demands of earth orbit and deep space applications for onboard subsystems such as flight guidance and navigation, communications support, data handling, and robotic manipulator functions.*

Today, space-qualified open systems COTS single board computers and modules tailored to the varying demands of space environments are delivering the same cost- and time-saving, 3U CompactPCI-compliant solutions as their earth-bound predecessors. These include industry-standard, off-the-shelf solutions delivering better than five times higher performance at one-half the weight and one-third the cost of previous purpose-built computers designed for space applications.

Using the CompactPCI bus interface in these COTS subsystems for space applications enables standardized, off-the-shelf solutions that are able to fit in smaller physical configurations. This ability to downsize physical systems without compromising functionality can reduce the overall weight and lower launch costs. Plus, as a standardized COTS solution, it offers flexibility for rapid, near-immediate software prototyping, coupled with a quick and affordable platform for customization or expansion.

## Confronting new challenges to COTS designs

The economy of open systems COTS designs has been recognized, accepted, and proven time and again in ruggedized solutions for demanding military applications. But the unique attributes of the space environment create demands exceeding the capabilities of even the most stringent MIL-SPEC ruggedization levels. These attributes include:

### Radiation levels

As a major concern in space applications, requirements for radiation tolerance can vary widely based on orbit elevations – with levels as low as 10-20 Krads for low earth orbit elevations, to greater than 100 Krads of radiation tolerance in Geostationary Earth Orbiting (GEO) and some deep space applications. The angle of inclination of the spacecraft orbit also influences radiation tolerance requirements. Exposure to these levels of radiation can affect electronic circuits in a

---

*“Protection, capable of functioning in less than one 10,000th of a second, is needed to protect the computing microelectronics through the use of crowbar Silicon Controlled Rectifiers (SCRs) on the main power lines.”*

---

variety of ways, including single event upsets, latent defects, latchup, and charge trapping/charge drain. Volatile memory subsystems are also particularly susceptible to the effects of radiation.

### Extreme temperature cycling

This can include temperature swings from near absolute zero to levels of 200 °C or more, as a satellite rotates in orbit from

cold to direct sunlight conditions several times a day.

### Vacuum

Relatively high levels of vacuum (on the order of 1E-4 Torr) can trigger problems with drawing out any volatile materials and/or trapped gasses from, for example, plastics, lubrication greases, and component packages. That can potentially lead to corrosion of some internal electronics or fine-tolerance mechanical components and the degrading of contamination-sensitive instruments such as optics.

### Shock and vibration

While systems operating in a space orbit environment might not encounter any more shock or vibration problems than an earthbound system, the stresses of space vehicle launch require appropriate levels of ruggedization for embedded system components.

## A checklist for radiation-tolerant space module design

Uninterruptible operations are important to the computations performed for critical events in many functions. To ensure reliability in the space radiation environment, radiation-tolerant devices are critical for multiple system functions, including:

- Processor, memory, and system controller (PCI bridge and memory controllers)
- User programmable timers and/or counters
- A safety watchdog management subsystem to an external radiation hardened watchdog supervisor
- Reset mechanisms
- CompactPCI bridge
- All mitigation schemes

Combining high reliability radiation-hardened components with alternative circuit designs and thorough testing can

deliver rugged board solutions that achieve a Total Ionizing Dose (TID) tolerance of > 100 Krad. The result is the ability to tolerate a wide range of threats to system reliability, such as:

**Single event upsets**

These occur when a high-energy particle (an ion, electron, or proton) changes the state of a gate or flip-flop at random. Error Detect and Correct (EDC) or Error

Check and Correct (ECC) capabilities with built-in redundancy help to catch those occurrences and let the system run with either corrected data or with an alternative hardware subsystem.

**Latent defects**

These can be caused by particle impacts that alter the crystalline boundaries or energy barriers on an ongoing, cumulative basis until the part fails catastrophically.

**Latch-up**

This is caused when a heavy particle (like a neutron) hits the base semiconductor and causes the normally reverse-biased thyristors embedded in the substrate as part of the wafer fabrication process to suddenly avalanche and conduct. Protection, capable of functioning in less than one 10,000th of a second, is needed to protect the computing microelectronics through the use of crowbar Silicon Controlled Rectifiers (SCRs) on the main power lines. This keeps the power supply charge from burning out everything downstream in the event of the sudden power surge.

**Charge trapping/charge drain**

This condition occurs when particles impinge on IC floating gates that are designed to accumulate a trapped charge, like those used in nonvolatile Flash memory devices. An ion can hit a gate's charged storage site, which can potentially add or drain charge and alter the data stored in that device, flipping the stored data from a 1 to a 0 or vice versa. Either way, this represents corrupted data.

**Choosing a rad-tolerant processor**

At the core of any COTS embedded system design intended for space applications is its microprocessor. A Silicon-On-Insulator (SOI) PowerPC microprocessor with internal, parity-enabled L1 and L2 cache memory offers the attributes necessary to deliver unparalleled performance in the space environment – with throughput of more than 1500 Dhrystone MIPs. SOIs offer high performance, as well being low power and radiation-tolerant. An inherent benefit of the SOI process is that this family of microprocessors is tested and flight-qualified to meet and exceed all levels of radiation hardness. Additionally, its inherited latchup-immune feature provides uninterrupted performance over an extended period of time when operations are critical.

**Protecting volatile RAM memory subsystems**

Memory devices are particularly sensitive to space-based effects. For example, depending on the space environment, random access memories such as SDRAM can be particularly prone to flipping bits or erasure.

A number of strategies can be implemented to protect onboard volatile memory resources from radiation and ensure

# Ethernet Switches

**VME, VITA 31.1 / PICMG 2.16, CPCI**  
**COTS, Extended Temp & Conduction Cooled**

**10/100/1000 Ethernet switches for every application, built on the latest generation of switch technology.**

- Up to 24 ports 10/100/1000 Ethernet
- Additional ports for uplinks; front and rear port access
- Port mirroring
- Platforms: VMEbus, VITA 31.1 PICMG 2.16 (cPSB), cPCI
- Extended temperature and conduction cooled versions for rugged environments
- Support for multiple types of connections: optical, copper & fiber
- Select from configurable, fully managed (Layer 3), or unmanaged versions
- Flexible management tools, such as user defined built in tests
- LED and thermal sensor for easy network monitoring



**Conduction Cooled VME Switch**

**In addition to switches, ACT/Technico also offers:**

- Embedded storage
- Single board computers
- System solutions



**VITA 31.1 / PICMG 2.16  
24-port Gigabit Fabric Switch**

**Call us or visit our website for all the details.**

**Systems By Design**  
[www.acttechnico.com](http://www.acttechnico.com)  
**(215) 956-1200 or (800) 445-6194**



RSC# 36 @www.compactpci-systems.com/rsc



**"Fine in a computer  
room. How about  
I put it in a tank?"**

RSC# 37 @[www.compactpci-systems.com/rsc](http://www.compactpci-systems.com/rsc)

Registered trademarks are the property of their respective owners. Your support system™ is the property of Arrow Electronics, Inc. Motorola and the Stylized M Logo are registered in the U.S. Patent & Trademark Office. CompactPCI is a registered trademark of the PCI Industrial Computer Manufacturers Group. PowerPC is a trademark of IBM Corporation and used under license. Intel is a registered trademark of Intel Corporation or its subsidiaries in the U.S. and other countries.

Your support system.™

Motorola makes products that are compute dense and famous for longevity like VMEbus and CompactPCI® boards and chassis using various PowerPC® and Intel® processors. They're produced commercially in significant volumes, so they're more competitively priced. How do you take full advantage of that in a field application?

**COTS by Motorola.  
Mods by Arrow.**

That's where Arrow comes in. We have one of the broadest line cards in the industry and the expertise to integrate disparate systems, hardware, and software with extreme efficiency.

We've gotten it right for thousands of customers for more than 29 years.

And Arrow teams with companies like Carlo Gavazzi Mupac, recognized across the industry for packaging and ruggedizing to meet military specs.

Reliability. Functionality. Flexibility. It's like getting full customization for a fraction of the cost. And you can take that to the tank.



**MOTOROLA**  
Authorized Distributor

OEM Computing Solutions

888-427-2250

[www.arrownacp.com](http://www.arrownacp.com)

**ARROW**®

reliable mission operations with onboard flight software, as has been shown by proton and heavy-ion testing on various device types.

For SDRAM applications, used heavily in providing instructions and data to the processor, one of the most effective techniques for maintaining data integrity takes advantage of triple redundancy with hierarchical voting mechanism logic incorporated in a radiation-hardened FPGA. For radiation hardness and reliability at the component level, the SDRAM controller can be implemented with a majority-rule, triple-voting mechanism in anti-fuse FPGAs (as opposed to SRAM-based FPGAs). Along with three physically separate banks of SDRAM, the volatile memory is demonstrated to meet high performance and radiation tolerant operations. To maximize performance, this voting mechanism cannot introduce any processor fetch-wait states. This circuitry must run "silently" in the background until it detects a bit error, and correct this bit error before the data is pre-

Majority Vote Truth-Table

A	B	C	V
0	0	0	0
0	0	1	0
0	1	0	0
0	1	1	1
1	0	0	0
1	0	1	1
1	1	0	1
1	1	1	1

Majority Voter Circuit

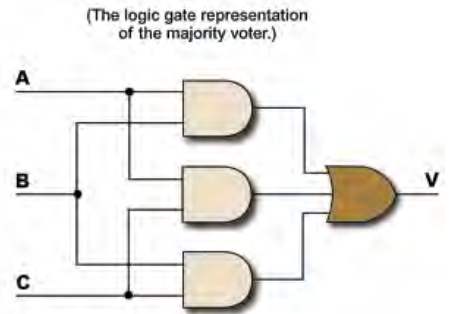


Figure 1

sented and latched into the processor. The circuit must also capture this correction event and present this data to the processor for future processing as the criticality of the application sees fit. Figure 1 demonstrates the basic concept of this triple-voting mechanism.

**Protecting nonvolatile Flash memory**

Handling multiple functions, such as in-deployment mission program updates,

within a single board computer in space typically requires redundant software modules and multiple configurations. To maintain multiple boot images of the different software modules and configurations typically handled by a single board computer, a reliable nonvolatile memory is needed to provide reconfigurability and adaptability. Protecting the integrity of the extensive firmware utilities stored in this memory – typically Flash – is essential to successful mission operation.

**hm** hardmetric

# 2.0 hardmetric connector system

**ept**  
*...the better connection*

- hm** 2.0 mm-Technology
- Compact PCI
- PC/104-Components
- hm** 2.5 mm-Technology
- DIN-Connectors
- Pressfit-machines

**ept inc.**  
150 Hartwell Street, West Boylston, MA 01583  
Tel: 800-323-2568 / Fax: 508-835-9851  
E-mail: sales@eptusa.com

2.0 mm hardmetric connector system acc. IEC 1076-4-101

PCI INDUSTRIAL  
**PICMG**  
COMPUTERS

connect yourself  
**www.ept.de**

RSC# 38 @www.compactpci-systems.com/rsc

Boot Flash capabilities can be protected by dual redundancy such as using two independent banks of boot Flash, for example, in combination with a watchdog mechanism. Providing redundancy in this way enhances the opportunity to boot successfully after initiated or environment-induced resets – such as a software reset, a power cycle reset, or a single event functional interrupt.

Reliable NOR Flash can be used to store the user's application, along with data such as static data tables or digital filter coefficients, to deliver optimum performance for such random access scenarios. The NOR Flash can be further enhanced with an ECC correction algorithm integrated with the Flash memory controller as part of an anti-fuse FPGA.

**Additional enhancements for performance and reliability**

In addition to the implementation of radiation-tolerant designs within major components, numerous other physical enhancements are now available in space-qualified COTS designs and products to compensate for added demands and conditions encountered in space applications.

- Mechanical enhancements to COTS boards, such as custom metal frames, can be used to provide excellent rigidity and shock resistance. Additional mechanical shielding of the system platform provides supplemental radiation shielding, plus protection against micrometeorites.
- Conduction-cooled form factors per VITA 30.1-2002, with custom heat sink modules and metal framing provide for optimal heat dissipation and added board strength.
- Shielding and localized ovens (small heaters) can be used to maintain the long-term stability of oscillators despite extreme temperature cycling, increasing their reliability and reducing frequency drift.
- Special conformal coatings are available to protect assembled components and minimize potential problems of outgassing caused by the high vacuum levels in space.
- Full-range temperature certification from -55 °C through +85 °C is achievable with 100 percent pretesting, characterizing, and screening of all active and passive components, and 100 percent radiation testing and characterization

of finished rad-tolerant boards and integrated subsystems.

**Parts selection – a critical factor for success**

While the physical demands of manned and unmanned space vehicle applications require the highest reliability and certifiable radiation tolerance, sadly, the general availability of MIL-STD-883B components is dwindling toward oblivion. And even designing and building a COTS board or subsystem to defense application standards is not the preferred solution.

Each batch of semiconductors utilized to construct space-qualified COTS modules has some level of process variation that affects each device's overall transistor gains, etch boundaries, and well depths which, in turn, affect speed, performance, and radiation tolerance. Unfortunately, probability batch testing of single devices or the characterization testing of one board does not certify a space-qualified design. In fact, these are great examples of *random samples of one* that make it hard to draw a valid conclusion.

Each component used in each design must be individually tested, certified, and tracked against each component's lot and date codes, with full documentation and traceability. Components that are characterized must – by definition – be from the exact same lot and date code. If not, that completely nullifies the testing. On the upside, performance and certification of characterization tests can increase both predicted and actual radiation tolerance levels to nearly five times those of unscreened devices. Therefore, the need for safety margins far outweighs the added costs.

**Integrated benefits of COTS – from development to deployment**

As previously discussed, other reliability issues can be addressed by building in dual redundancy or triple redundancy within the COTS board designs themselves. And while many of these mitigation techniques have been introduced individually in the past, their availability as an integrated radiation hardened solution on a single board such as Aitech's S950 (Figure 2) brings new efficiency and economy to varying requirements across a wide range of space applications. This includes everything from low-earth orbit, middle earth orbit satellites, or geosynchronous orbit satellites and robotic vehicles, to the deep-space International Space Station, to Mars, and beyond.

Finally, COTS designs also enable quick delivery, from stock, of engineering development units for custom prototyping, followed by fully characterized flight units, also available from stock. Because both are based on the same COTS design, they are 100 percent software compatible, facilitating the transition from development to deployment without changing software.




Figure 2

*Doug Patterson is VP Worldwide Sales & Marketing, Aitech Defense Systems. He is a 20-year veteran of the computer industry. Doug has been a member of all of the industry's major standards committees.*

To learn more, contact Doug at:

**Aitech Defense Systems**  
 3080 Olcott St., #105A  
 Santa Clara, CA 95054  
 Tel: 408-980-6200  
 Fax: 408-980-6161  
 E-mail: dpatterson@rugged.com  
 Website: www.rugged.com

RSC# 39 @www.compactpci-systems.com/rsc

BUYER'S GUIDE: Military and Aerospace

Looking for the right spot?




**Ruggedized Mil-Spec**

- ✓ Reconfigurable Computers: (CompactPCI, VME, PrPMC & Custom)
- ✓ Three Grades: (Commercial, Ruggedized Air-Cooled & Ruggedized Conduction-Cooled)
- ✓ Enclosures: (ATR, ARINC 600, CompactPCI, VME) ... and so much more

**CES** We've got what you're looking for!  
CREATIVE ELECTRONIC SYSTEMS [www.ces.ch](http://www.ces.ch)

RSC# 4001 @www.compactpci-systems.com/rsc



**CONDOR ENGINEERING**

Leading the World in Avionics Interface Solutions

**ARINC 429**

**MIL-STD-1553**

[www.condoreng.com](http://www.condoreng.com)

RSC# 4002 @www.compactpci-systems.com/rsc

Looking for the right spot?



**MIL-STD 1553**

- ✓ Reconfigurable Computers: (CompactPCI, VME, PrPMC & Custom)
- ✓ Three Grades: (Commercial, Ruggedized Air-Cooled & Ruggedized Conduction-Cooled)
- ✓ Enclosures: (ATR, ARINC 600, CompactPCI, VME) ... and so much more

**CES** We've got what you're looking for!  
CREATIVE ELECTRONIC SYSTEMS [www.ces.ch](http://www.ces.ch)

RSC# 4003 @www.compactpci-systems.com/rsc

Company Name	ARINC	Avionics	MIL-STD-1397	MIL-STD-1553	Radar/Sonar	STANAG 3910	Telemetry	Website
AcQ InduCom	•			•		•		<a href="http://www.acq.nl">www.acq.nl</a>
Actis				•				<a href="http://www.actis-computer.com">www.actis-computer.com</a>
Adas	•			•				<a href="http://www.adas.fr">www.adas.fr</a>
AIM-USA	•	•		•		•		<a href="http://www.aim-online.com">www.aim-online.com</a>
Aitech Defense Systems				•				<a href="http://www.rugged.com">www.rugged.com</a>
Alphi Technology				•				<a href="http://www.alphitech.com">www.alphitech.com</a>
Andor Design				•				<a href="http://www.andordesign.com">www.andordesign.com</a>
Ballard Technology	•			•				<a href="http://www.ballardtech.com">www.ballardtech.com</a>
BMC Communications		•		•				<a href="http://www.bmccorp.com">www.bmccorp.com</a>
Carlo Gavazzi CS		•						<a href="http://www.gavazzi-computing.com">www.gavazzi-computing.com</a>
CES	•			•				<a href="http://www.ces.ch">www.ces.ch</a>
Condor Engineering	•			•				<a href="http://www.condoreng.com">www.condoreng.com</a>
Curtiss-Wright Embedded	•			•	•			<a href="http://www.cwembedded.com">www.cwembedded.com</a>
Data Device				•				<a href="http://www.ddc-web.com">www.ddc-web.com</a>
Dynamic Engineering	•						•	<a href="http://www.dyneng.com">www.dyneng.com</a>
ELMA Electronic				•				<a href="http://www.elma.com">www.elma.com</a>
Excalibur Systems	•			•				<a href="http://www.mil-1553.com">www.mil-1553.com</a>
General Standards							•	<a href="http://www.generalstandards.com">www.generalstandards.com</a>
GET Engineering			•					<a href="http://www.getntds.com">www.getntds.com</a>
Heim Data Systems							•	<a href="http://www.heimdata.com">www.heimdata.com</a>
Interactive Circuits & Systems					•			<a href="http://www.ics-ltd.com">www.ics-ltd.com</a>
MAX Technologies	•			•				<a href="http://www.maxt.com">www.maxt.com</a>
Microdyne							•	<a href="http://www.microdyne.com">www.microdyne.com</a>
Pentek					•			<a href="http://www.pentek.com">www.pentek.com</a>
Sabtech Industries			•					<a href="http://www.sabtech.com">www.sabtech.com</a>
SBS Technologies	•	•		•			•	<a href="http://www.sbs.com">www.sbs.com</a>
SEAKR Engineering		•						<a href="http://www.seakr.com">www.seakr.com</a>
Space Micro		•						<a href="http://www.spacemicro.com">www.spacemicro.com</a>
Targa Systems				•				<a href="http://www.targasystems.com">www.targasystems.com</a>
Thales				•				<a href="http://www.thalescomputers.com">www.thalescomputers.com</a>
Trig-Tek		•						<a href="http://www.trig-tek.com">www.trig-tek.com</a>
Veridian Systems							•	<a href="http://www.veridian.com">www.veridian.com</a>
Western Avionics				•		•		<a href="http://www.western-av.com">www.western-av.com</a>

**Powerful Processing for Your Smallest Platforms**



**PowerStream® 3000 from Mercury:**

- For SIGINT/COMINT deployments using standard 3U CompactPCI®
- Conduction cooled and ruggedized
- Sophisticated power management
- Easy application migration using VxWorks®
- One source for RF, FPGA compute, I/O, and signal processing
- Customized solutions when you want COTS – plus a bit more

**PowerStream 3000 SERIES**

Computer Systems, Inc.  
**MERCURY**  
Challenges Drive Innovation™

Let us design a high-density DSP solution for you.  
[www.mc.com/cpcibg](http://www.mc.com/cpcibg) | 866-627-6951

RSC# 4004 @www.compactpci-systems.com/rsc



The design possibilities are **wide open**

# open

## OPEN MODULAR SOLUTIONS

ACCESS

EDGE

CORE

TRANSPORT

DATA CENTER

### DESIGN AND DEPLOY

Your new IMS infrastructure applications using Kontron AdvancedTCA / AdvancedMC modular solutions.

Kontron simply takes the worry – and the expense – out of building complex IMS communication platforms for **fixed-mobile networks**. Whatever the application, you can design and deploy your project faster than you think with fully integrated, open standard modular solutions that are application-ready, right off the shelf.

That means reduced development costs for you, and tremendous “**swap in - swap out**” service flexibility for your carrier customers. It’s a very smart win-win go-to-market strategy for everything from data and signaling platforms to IP streaming multimedia applications for video-on-demand, real-time voice and video telephony.

It’s so simple. Open it up.  
Start your next application with Kontron.

> Go Open Standards > Go Kontron > Ask for an Eval today >

[www.kontron.com/openatca](http://www.kontron.com/openatca)

AT8001 Processor



AT8901 Hub



AM4500



AM4001



AM4300



XL8000



Kontron and the Kontron logo are registered trademarks of Kontron AG. All other trademarks are the property of their respective owners. ©2005 Kontron America, Inc.



- Computer On Modules
- Blades & Mezzanines
- CPU Boards
- Systems
- Mobile Rugged
- Custom Solutions

RSC# 41 @[www.compactpci-systems.com/rsc](http://www.compactpci-systems.com/rsc)



# kontron

1-888-526-ATCA - [sales@us.kontron.com](mailto:sales@us.kontron.com)  
EMEA: +49 0 800 7253756 - ASIA: +886 2 2910 3532

# MEASUREMENT SCIENCE CONFERENCE



*February 27- March 3, 2006  
Disneyland Hotel  
Anaheim, California*

Please visit the MSC Website [www.msc-conf.com](http://www.msc-conf.com) for the latest updates.



## SAMPLE TECHNICAL SESSIONS

Determination of Process and Calibration Tolerances and Correcting "Out of Tolerance"

Calibration Technology for Dynamic Parameters

Field Calibration Applications

RF and Microwave  
DC and Low Frequency

Proposed Revisions to RP-1:  
The Establishment and Adjustments of Calibration Intervals

Capability Maturity Model Integrated

Metrology the Next 20 Years

# MEASUREMENT SCIENCE CONFERENCE

# 2006

the SCIENCE, TECHNOLOGY,  
and CONTROL of  
MEASUREMENT



# SIP: Step-by-step

By Alan Davison



In the modern telecommunications environment, users are demanding more and more sophisticated media services and choices from their communications service providers. For example, someone might want to make a phone call sitting at their computer, which is plugged into the Internet Protocol (IP) network, and then hand over the call to their mobile phone, logged into the wireless radio network, when they need to move away from the desk. They may also wish to add video, conference in other users, or simply exchange data files. IP Multimedia Subsystem (IMS) defines an IP-based, unified network architecture that can deliver this level of seamless mobility, providing the user with ubiquitous and flexible access to all types of multimedia-based services such as Voice over Internet Protocol (VoIP), video streaming, conferencing, and data exchange, regardless of the end device or access route.

One of the key enabling components of IMS is the open standard Session Initiation Protocol (SIP), which gives a scalable, extensible, and most importantly network independent method of establishing communication sessions between two or more end users. By stepping through a basic SIP call setup, the beneficial features of the protocol become clear. Figure 1 depicts the network architecture.

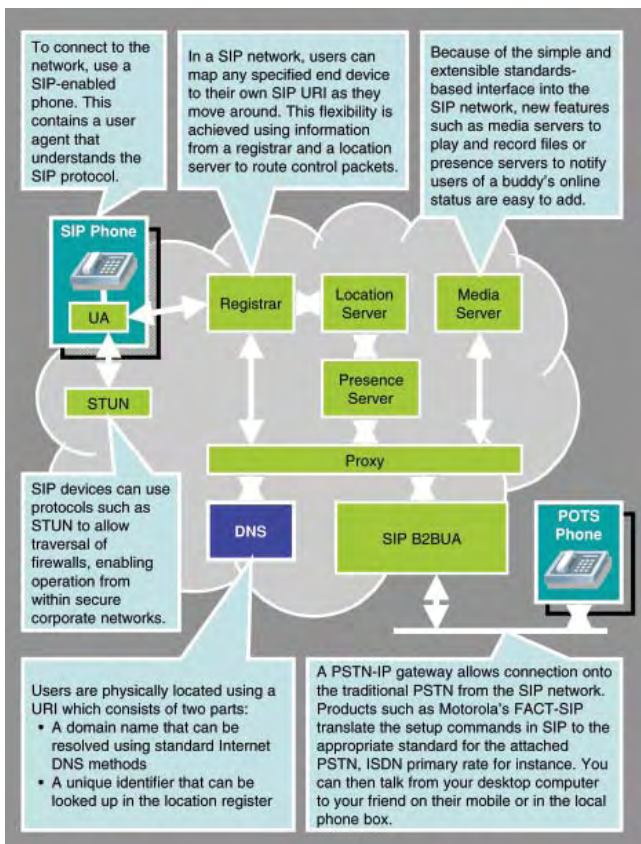


Figure 1

## Making a call

Controlled and ratified by the Internet Engineering Task Force's (IETF) RFC 3261, Figure 2 describes a typical SIP call with the corresponding message sequence.

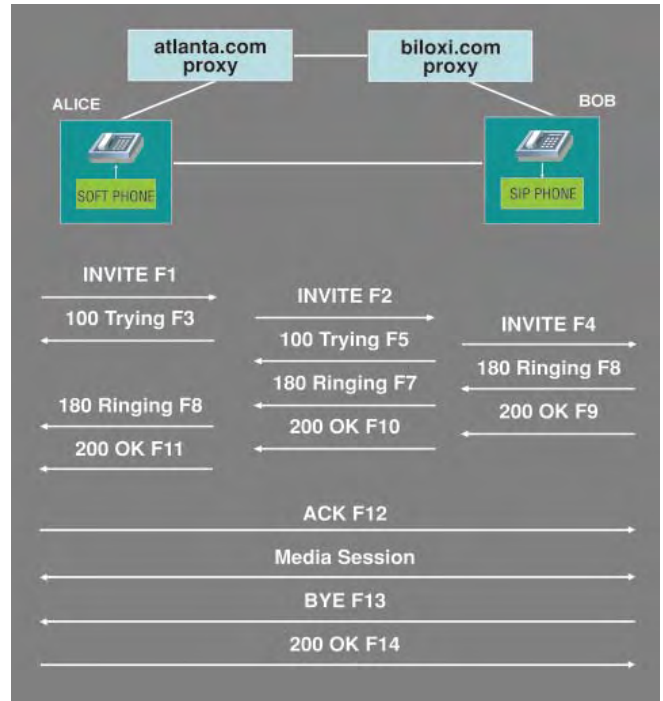


Figure 2

Breaking this down, the call (or session) initiation needs to register a device for each user and establish a data path between the two users. In addition, it must negotiate a data format to use for voice data, transmit voice data, and terminate the call.

## Step 1: Registration

As already described, when a user wants to make calls using VoIP technology, they need an account (similar to having a phone or e-mail account). This gives them a unique Universal Resource Identifier (URI). For example, Bob@biloxi.com. In order to make or receive calls, the user must associate an end device such as a computer or a SIP-enabled phone with this URI. This process is called registration (Figure 3).

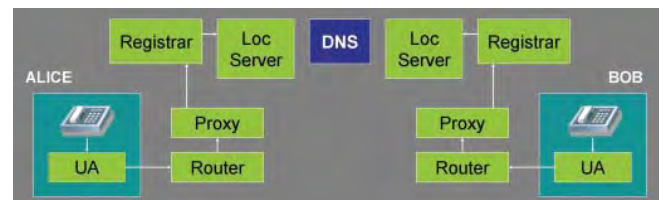


Figure 3

## BUYER'S GUIDE:

When Alice turns on her phone, the User Agent (UA) inside it sends a SIP register packet (containing the local IP address of the SIP phone) to her selected proxy server, which will in turn pass this to a registrar. The registrar stores the IP address and the URI in the location register for future reference. The advantage of this process is that it allows Alice to have several different devices capable of making VoIP calls without changing her public URI. She can even hand off between them. Once Bob has gone through the same process, either user may call the other one.

### Step 2: Initiate a call

Alice decides to call Bob, so she enters Bob's address and initiates a call, which causes Alice's UA to send a SIP INVITE message to its selected proxy. The challenge for the proxy is to obtain Bob's IP address, so that voice data can be routed between them. This is called the SIP discovery process (Figure 4).

The SIP discovery process follows this sequence:

1. The UA adds its own address to the INVITE message (this is so the message responses can be routed back along the same route).
2. The proxy then uses the Domain Name Server (DNS) to obtain the IP address of the proxy in Bob's domain.
3. The modified INVITE message moves onto the newly resolved IP address (by default SIP proxies listen on port 5060).

Using this process allows SIP to use features of the existing functionality within the network, such as simple text-based identifiers and traffic-based load balancing.

### Step 3: Resolve the URI to IP address mapping

Once the INVITE message has arrived at the correct proxy, it needs to be mapped to a specific IP address for Bob's SIP phone (Figure 5).

This is done by looking up the URI in the location register. It will then return the current IP address that Bob registered during Step 1. Now the INVITE message can finally be sent to the end device.

### Step 4: Accept the call

The next problem to address before the call can be accepted is to ensure that both ends of the call are using the same data format. This is solved using information passed in another protocol called the Session Description Protocol (SDP). The SIP INVITE message from Alice also contains an SDP payload, which describes such items as the voice sample rate and compression codec supported by Alice's phone. Provided Bob's phone is compatible with one of these formats, Bob is notified that Alice is trying to call him (the phone will ring). Once he answers the phone and hence accepts the call, his IP address is sent back to Alice in a response message, along with an SDP payload containing the selected codec configuration, which then follows the same route back to Alice. She will then send an ACK message to signal the setup is complete (Figure 6).

### Step 5: Send voice data

Now both parties have each other's up-to-date IP addresses, enabling them to start sharing voice data. This is normally sent directly peer-to-peer between the two endpoints (P2P) using RTP over IP. As a result, it does not travel via the same route as the control (Figure 7).

Once the session has been initialized, the job of SIP is largely done. Note that SIP messages can be sent during the voice call to update the configuration, send text messages, or even add other parties to the call.

### Step 6: Terminating the call

Once Bob and Alice have finished their discussion, the call session can be terminated by hanging up in the usual manner (Figure 8).

This causes a SIP BYE message to be sent to the other party in the call, which is then acknowledged. At this point, the call has been terminated.

### Conclusion

As can be seen from the proxy-based architecture and call life cycle, SIP is a simple, efficient, and highly scalable solution that is helping to meet the growing demand for VoIP communications. Large scale adoption of the protocol within the industry allows a great deal of vendor interoperability. Although not explicitly dealt with in this article, SIP network elements also allow for future expansion and the addition of new features by passing messages that contain unsupported fields transparently through to the next proxy or end user.

Evidence of popularity and flexibility of SIP are shown by its adoption as a key element in the IMS, which will be used to handle multimedia services within next generation networks.

**TEWS TECHNOLOGIES**

**Embedded I/O Solutions for:**  
• PMC • CompactPCI • PCI • IndustryPack®  
**with Multi OS Software Driver Support**

- Serial Comms
- Analog/Digital I/O
- CAN/Field Bus
- Synchro/Resolver
- IP and PMC Carriers
- VxWorks
- Linux
- Windows
- QNX
- LynxOS
- OS-9
- pSOS+

One of the leading manufacturers in I/O for more than 25 years

**TEWS TECHNOLOGIES**  
TEWS TECHNOLOGIES, LLC  
1 E. Liberty Street, Sixth Floor, Reno, NV 89504  
Phone: (775) 686-6077 - Fax: (775) 686-6024  
email: usasales@tews.com

[www.tews.com](http://www.tews.com)

IndustryPack is a registered trademark of SBS Technologies, Inc. All other trademarks mentioned are property of their respective companies.

RSC# 44 @[www.compactpci-systems.com/rsc](http://www.compactpci-systems.com/rsc)

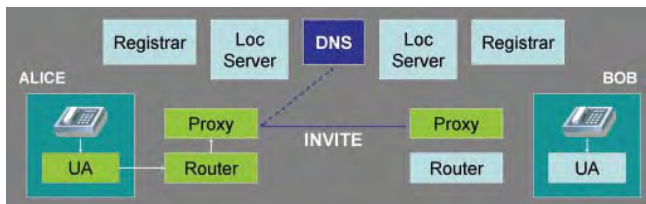


Figure 4

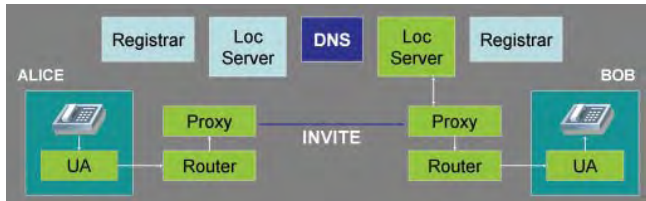


Figure 5

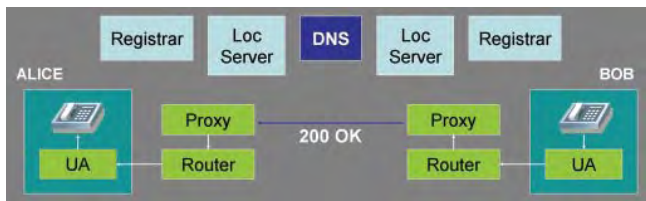


Figure 6

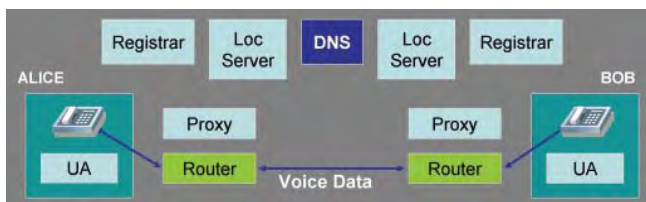


Figure 7

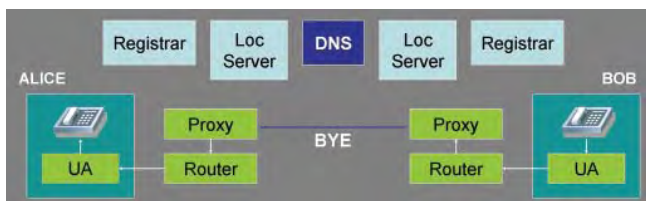


Figure 8

*Alan Davison is a technical marketer for standards-based media products in the Embedded Communication Computing business of Motorola, with a focus on next generation network elements. He has spent most his career on real-time embedded DSP programming and telecom framework software. Alan has an MEng in Electrical and Electronics Engineering from the University of Nottingham.*

For further information, contact Alan at:

**Embedded Communications Computing  
Motorola**

Loughborough Park, Ashby Road, Loughborough  
Leicestershire, LE11 3NE UK  
Tel: +44 (0)1509 634495  
E-mail: [adavison@motorola.com](mailto:adavison@motorola.com)  
Website: [www.motorola.com/computing](http://www.motorola.com/computing)

# Server Class Fast Ethernet & Gigabit Ethernet Cards



Specializing in the design, manufacture, and support of server class network connectivity solutions.

**CompactPCI ♦ PMC ♦ PCI ♦ PCI-X**

- ♦ Multi-Port Gigabit and Fast Ethernet Cards.
- ♦ Linux, VxWorks, Windows & More.
- ♦ In-house driver development capabilities.
- ♦ CompactPCI 3u and 6u support.
- ♦ Fiber optic and copper connectivity.
- ♦ Intel Ethernet controllers.
- ♦ Active OEM Licensing and Branding Programs.

♦ **PacketEngine Software:** Active port failover, Trunking, and Dynamic Load Balancing.

♦ **APPLICATIONS:** LAN, SAN, NAS, Firewalls, ISPs, servers, gateways, & routers.

High availability, reliability, and performance... that's why more system integrators are choosing AEI Intelligent Technologies, Inc.



Tel. 951-296-2022  
<http://www.aei-it.com>  
[sales@aei-it.com](mailto:sales@aei-it.com)

© 2004. All rights reserved.  
Other product or company names are trademarks of respective companies.

RSC# 45 @[www.compactpci-systems.com/rsc](http://www.compactpci-systems.com/rsc)

# Wireless, VoIP and IMS Infrastructure Solutions



## AdvancedTCA & CompactPCI

Continuous Computing's ATCA and cPCI products deliver the ideal Wireless, VoIP and IMS platform solutions for telecom equipment manufacturers. The families combine packet-based, redundant architecture with NEBS Level 3 engineering and ISO 9001 quality.

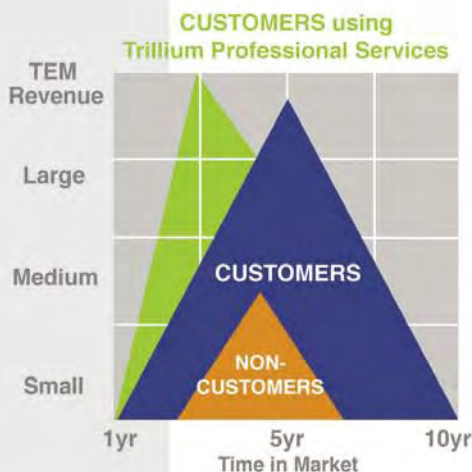
Learn more at: [www.ccpu.com/products](http://www.ccpu.com/products)



## Trillium Protocol Software

Trillium® source code is widely recognized as being a "gold standard" of protocol stack software, and Trillium®+plus binaries deliver even more convenience as pre-integrated products. All Trillium solutions are based on the respected TAPA® (Trillium Advanced Portability Architecture) foundation.

Learn more at: [www.ccpu.com/products/trillium](http://www.ccpu.com/products/trillium)



## Trillium Professional Services

The Trillium® Professional Services team delivers customized, high-quality solutions through extensive telecom expertise and real-world deployment experience. The objective of each engagement is to design, build and transfer turnkey solutions ready for deployment along with training, support and documentation.

Learn more at: [www.ccpu.com/services](http://www.ccpu.com/services)



**Continuous Computing**  
Create | Deploy | Converge™

RSC# 203 @[www.compactpci-systems.com/rsc](http://www.compactpci-systems.com/rsc)

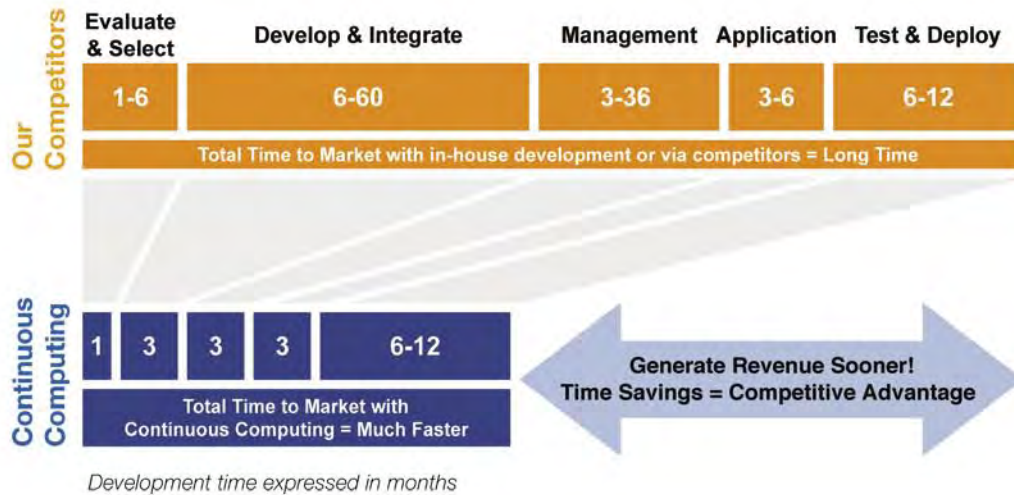
Continuous Computing is a global provider of Network Service-Ready Platforms™ that enable telecom equipment manufacturers to rapidly deploy converged communications.

# Accelerated Time to Market

## Continuous Computing gets you to market *faster*

Telecom equipment manufacturers rely on Continuous Computing to provide the foundation for their Wireless, VoIP and IMS applications. Customers may select from modular building blocks - like Trillium® protocol software or AdvancedTCA® or CompactPCI® systems - or choose a pre-integrated Trillium®+plus solution for faster time-to-market.

Learn more at: [www.ccpu.com/solutions](http://www.ccpu.com/solutions)



## Customer Success & Satisfaction

Continuous Computing's unique combination of platforms, protocol software and professional services empowers customers to create and deploy network infrastructure quickly and cost effectively. By providing pre-integrated solutions, Continuous Computing enables telecom equipment manufacturers to focus internal resources on application development.

Learn more at: [www.ccpu.com/success](http://www.ccpu.com/success)



**Continuous Computing**  
Create | Deploy | Converge™

RSC# 204 @[www.compactpci-systems.com/rsc](http://www.compactpci-systems.com/rsc)

Continuous Computing is a global provider of Network Service-Ready Platforms™ that enable telecom equipment manufacturers to rapidly deploy converged communications.

**Continuous Computing**  
Corporate Headquarters  
San Diego, California  
T +1.858.882.8800

**Regional Offices**

**Americas**  
[sales.americas@ccpu.com](mailto:sales.americas@ccpu.com)

San Francisco  
T +1.707.537.0144

Sacramento  
T +1.916.415.0900

Boston  
T +1.508.720.1546

**Europe**  
[sales.europe@ccpu.com](mailto:sales.europe@ccpu.com)

London, England  
T +44.1344.886.600

Birmingham, England  
T +44.1455.202.587

Cote d'Azur, France  
T +33.494.073.298

Brussels, Belgium  
T +32.2.653.5094

**India**  
[sales.india@ccpu.com](mailto:sales.india@ccpu.com)

Bangalore  
T +91.80.5662.0250

**China**  
[sales.china@ccpu.com](mailto:sales.china@ccpu.com)

Shenzhen  
T +86.755.3364.8000

Shanghai  
T +86.21.2890.3027

**Japan**  
[sales.japan@ccpu.com](mailto:sales.japan@ccpu.com)

Tokyo  
T +81.3.5408.1071

**Korea**  
[sales.korea@ccpu.com](mailto:sales.korea@ccpu.com)

Seoul  
T +82.2.6001.3366

# Packet processing: Tradeoffs for performance and density



By *Chuck Hill*

The AdvancedTCA family of specifications offers the telecom industry a Commercial Off-the-Shelf (COTS) environment for future system development. One area that has been the domain of proprietary systems is the data plane. The data plane demands a high level of functionality and density, often requiring highly specialized implementations.

Today's data plane is dominated by platforms with Application Specific Integrated Circuits (ASICs). Network processors promised to do for packet processing what Digital Signal Processors (DSPs) did for signal processing: provide a programmable environment for rapid product deployment. But network processors came with their own set of challenges.

A new class of packet processors looks to provide a more conventional development environment, while providing specialized features for high density and performance. They offer the ability to deploy more complex applications more quickly, at a competitive price point.

## The processing landscape

Today's designers have an abundance of choices for processing their applications. Selecting the right processor depends on a number of factors including performance, cost, and development time. The landscape (see Figure 1) is very complex with many choices, but some generalizations can be made:

General purpose CPUs are most commonly found in control plane and server applications. Designers can choose from a variety of RISC and CISC architectures such as x86 and PowerPC as well as from a price/performance range that extends from embedded microcontrollers to high-end server-class CPUs.

General purpose CPUs support the highest complexity tasks, with multiuser operating systems and sophisticated devel-

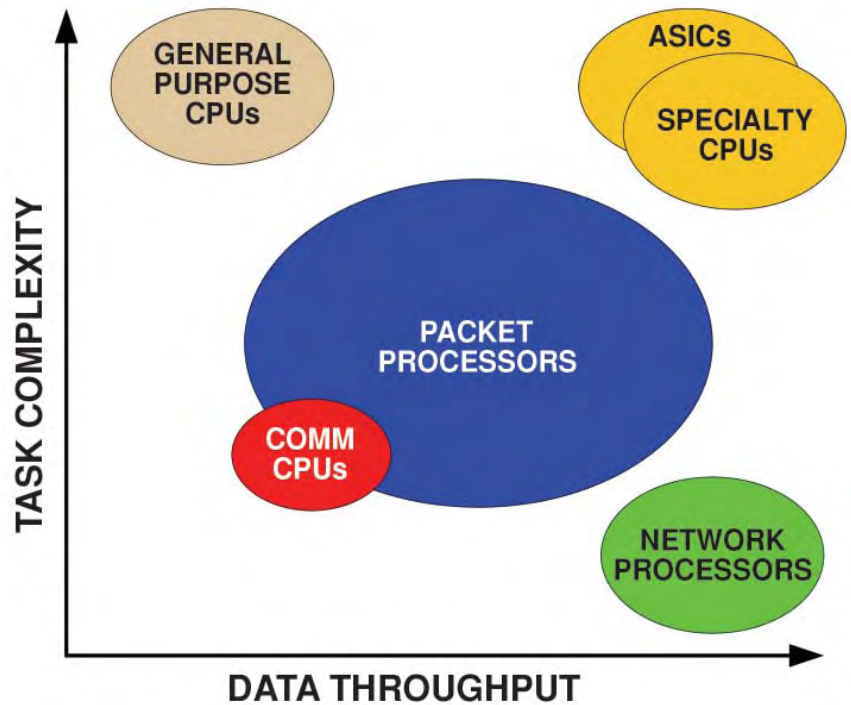


Figure 1

opment tools. When using a standard operating system environment like Linux, general purpose CPUs can provide an environment where applications can be developed and deployed rapidly.

But general purpose CPUs lack resources for high data throughput. Usually data must traverse a peripheral bus, a *Northbridge*, and a front side bus to enter the CPU. These buses are optimized for compute performance, and not necessarily for streaming data. So, as a relative comparison, general purpose CPUs are most optimal for complex tasks, and least optimal for high data throughput.

Network processors are almost the exact opposite of general purpose processors. Most network processors contain a variety of resources for data processing including:

- Fabric interfaces
- Search engines

- Low latency memory access

The internal bus structures are designed for high throughput, low latency data applications.

But network processors are generally based on processors with specialized functionality. The micro-CPU, channel processors, or state machines used are very good at the tasks they are designed for, and very limited at other tasks. One common limitation is instruction space. If the complexity of the task causes the code to grow beyond what can be contained in one CPU, the task has to double up on usage, cutting the data throughput in half. As a generalization, network processors handle relatively repetitive tasks at very high data throughput. If the task is a good fit for a network processor, it will provide the highest performance.

ASICs or highly specialized CPUs such as DSPs offer the ability to provide the

“But more recently companies have been putting multiple CPU processing cores in a System-on-Chip (SoC), optimized for packet processing. Cavium Networks, PMC-Sierra, and Broadcom are leading this market, but many other products are on the way.”

highest performance for any range of complexity. However these devices are highly specialized, and often part of a company’s proprietary intellectual property. That level of development is not feasible for many companies.

**Packet processors bend features**

Right in the middle of the spectrum is a relatively new class of processor generically called a packet processor. A packet processor is based on a more general purpose processing core, but is structured for use in data processing applications. The processing cores support linear instruc-

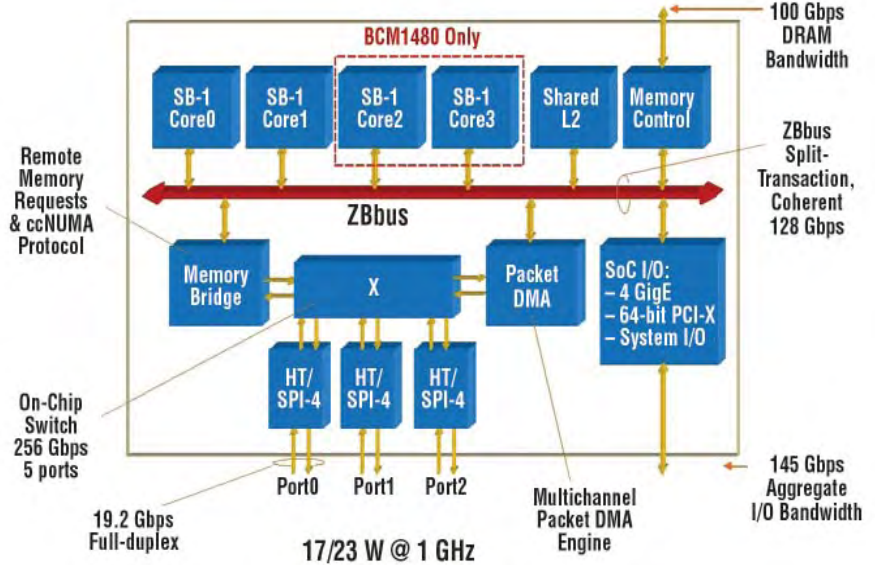


Figure 2

tion spaces, and include features like L1 and L2 caches, but are not as superscalar as a high-end general purpose CPU.

Packet processors are not new. They have been around in the form of a smaller cousin often referred to as a communication processor. Communication processors usually combine a specialized communication unit with a general purpose CPU. The Freescale PowerQUICC processor is an example of a communication processor.

But more recently companies have been putting multiple CPU processing cores in a System-on-Chip (SoC), optimized for packet processing. Cavium Networks, PMC-Sierra, and Broadcom are leading this market, but many other products are on the way.

An example of the blending of features in an SoC is the Broadcom SiByte BCM1480 (Figure 2). The BCM1480 combines:

- Four 64-bit RISC processor cores with a memory controller
- L2 cache
- Four Gigabit Ethernet MACs
- A host of peripherals
- Three-port high-speed packet interface

The three high-speed data ports can be configured as HyperTransport interfaces for processor-to-processor connections, or as SPI4.2 interfaces for direct input of 10 Gbps data into the SoC. The integration of high-speed ports with an on-chip switch is what makes the BCM1480 an interesting choice for packet processing applications.

**Platforms.  
Components.  
Software.  
Support.**

**PERFORMANCE TECHNOLOGIES**

[www.pt.com](http://www.pt.com)

RSC# 4701 @www.compactpci-systems.com/rsc

Fully integrated **AdvancedTCA®** solutions for deployment in carrier-grade environments

**PDSi**  
PINNACLE DATA SYSTEMS, INC.  
800-882-8282  
www.pinnacle.com

General Member of the Intel® Communications Alliance

Design  
Manufacturing  
Integration  
Certifications  
Lifecycle Mgmt.  
Warranty  
Repair

ISO 9001 | ISO 14001 | ISO 13485

RSC# 4702 @www.compactpci-systems.com/rsc

**CP920-12/M**  
12-Port Gigabit Ethernet Switch

- Conduction Cooled
- Managed Layer 2/3/4 Switch
- Twelve 10/100/1000 Ethernet Ports
- PICMG® 2.16 Fabric Slot Compliant
- PICMG 2.9 R1.5 IPMI Compliant
- 24-Port Model Available: CP920-24/M

[www.gefanuc.com/embedded](http://www.gefanuc.com/embedded)

RSC# 4703 @www.compactpci-systems.com/rsc

### It's all about the software

The real differentiator for packet processors is application development. The 64-bit RISC cores in the BCM1480 are programmable the same way any general purpose CPU is. The BCM1480 runs a standard Linux operating system, and uses the same C/C++ development tools, allowing applications to be quickly developed and debugged.

But like most general purpose CPUs running an OS, performance is not always optimal. For more optimal packet throughput, the application can be profiled (again with standard tools) and the critical path functions can be offloaded to specific CPU cores running a real time OS, or even simple firmware. That can result in as much as a 5x improvement in packet throughput.

The ability to develop under a standard OS, and then selectively optimize for performance, gives implementers the best of both worlds. They can get a rapid time to market for early trials, and achieve very

competitive performance densities. In contrast, network processors require the application to be optimized and partitioned from the beginning. And while the tools for NPs are getting better, application development still requires specialized skills and a significant learning curve.

### Packet processing blades

AdvancedTCA supports up to 200 W per slot. The combination of the high amount of integration and low power dissipation of the BCM1480 allows for up to four BCM1480s to be combined in a very high performance packet processing blade. Continuous Computing's FlexPacket™ is one example of a packet processing blade that is optimal for applications including:

- Access control routers
- Session border controllers
- VPN gateways
- RNCs
- SGSN
- GGSN
- IPTV streaming video systems

FlexPacket ATCA-BCM40 combines multiple 1480s with a variety of mezzanine sites that allow the blade to be configured for different I/O needs, or to add various coprocessing resources like security processors. The BCM40 can support data rates beyond 10 Gbps with significant application complexity.

*Chuck Hill is a system architect for the Technology Office of Continuous Computing. He has 11 years experience designing fault tolerant and high availability systems for the telecom market. Chuck Hill has participated in developing several PICMG specifications. He has a master's degree in engineering and a master's degree in business.*

To learn more, contact Chuck at:

### Continuous Computing

9380 Carroll Park Drive  
San Diego, CA 92121  
Tel: 858-882-8800 • Fax: 858-777-3388  
E-mail: info@ccpu.com  
Website: www.ccpu.com

# No, it's not blue. It's better.

*Better quality... Better service*



**ATCA Zone 1 Power Connectors**  
**Winchester Electronics**

*...the better choice*

62 Barnes Industrial Road North  
Wallingford, CT 06492  
Phone: (203) 741-5400 Fax: (203) 741-5500  
www.winchesterelectronics.com

RSC# 48 @www.compactpci-systems.com/rsc

# It's a Smooth Landing in ATCA™



## with AudioCodes on Board

With more than a decade of expertise in VoIP, AudioCodes has deployed its feature-rich products in networks of leading customers around the world. Offering a wide variety of field-proven products, AudioCodes complies with the rapidly evolving international market standards and requirements. When selecting the right building blocks for your ATCA™ system, you can rely on AudioCodes for interoperability, scalability, responsiveness and reliability.

Leveraging on our sound track record, AudioCodes introduces the **TP-12610 ATCA™ VoIP Media Gateway Board**. Designed for high density applications, the TP-12610 supports up to 4,000 LBR channels and an array of PSTN and networking interfaces, all on a single blade.

For more information call +1-408-577-0488 or email [VoIPsolutions@audiocodes.com](mailto:VoIPsolutions@audiocodes.com)

**Advanced TCA®**

RSC# 49 @[www.compactpci-systems.com/rsc](http://www.compactpci-systems.com/rsc)

 **AudioCodes**  
[www.audiocodes.com](http://www.audiocodes.com)

Company Name	Datacom															Software						
	Arcnet	ATM	DSL	Ethernet	FDDI	General	GPiB/MXI	Intell Comm Cntrlr	LAN	MAN	Proprietary	Protocol stack	Security	Serial controller	T1/E1	USB controller	WAN	WLAN	Datacom	Middleware	Telecom	SDR
3-D Engineering																						
4DSP				•																		•
4Links						•																
Absopulse Electronics																						
Accelent Systems																				•		
ACKSYS																						
AcQ InduCom				•	•									•								
Acromag				•										•								
ACT/Technico				•										•								
Actis				•				•						•								
Aculab																						
Adas														•								
Adax		•																				
Adcom				•										•								
ADDI-DATA														•								
ADLINK Technology				•				•						•								
Advansor																						
Advantech				•				•						•								
AEI				•																		
AeroComm																		•				
Agere																						
Agilent																						
AIM USA																						
Aitech				•										•								
Alliance Systems																						
Alphi Technology														•								
Amtelco																						
Analog Devices			•																			
Anatel								•														
Anritsu										•												
Applied Data Sciences																						
Appro																						
AppTech														•								
APW																						
Arca Technologies																						
Arista				•																		
Arrow																						
Artesyn Communication																					•	
ATTO Technology														•								
AudioCodes Ltd																						
Augmentix																						
Belobox Networks								•														
Bivar																						
Bloomy Controls																						
Brandywine Communications																						
Broadcom																						
Brooktrout																	•					
BVM				•										•								

Continued on page 52

Telecom				General							Voice		Wireless		Website					
General	OC-3/STM-1	T1/E1/J1	T3/E3	Gateways	Hot swap	Interfaces	Embedded Internet	Modem/Fax modem	Optical	Remote access	Routers/Switches	Servers	TCP/IP	Turnkey system		General	VoIP/VoP	General	GSM/GPRS	SDR
•					•															<a href="http://www.3deng.com">www.3deng.com</a>
•																				<a href="http://www.4dsp.com">www.4dsp.com</a>
																				<a href="http://www.4links.co.uk">www.4links.co.uk</a>
																				<a href="http://www.absopulse.com">www.absopulse.com</a>
																				<a href="http://www.accelent.com">www.accelent.com</a>
																				<a href="http://www.acksys.fr">www.acksys.fr</a>
																				<a href="http://www.acq.nl">www.acq.nl</a>
																				<a href="http://www.acromag.com">www.acromag.com</a>
																				<a href="http://www.acttechnico.com">www.acttechnico.com</a>
																				<a href="http://www.actis-computer.com">www.actis-computer.com</a>
																				<a href="http://www.aculab.com">www.aculab.com</a>
																				<a href="http://www.adas.fr">www.adas.fr</a>
																				<a href="http://www.adax.com">www.adax.com</a>
																				<a href="http://www.adcomtec.com">www.adcomtec.com</a>
																				<a href="http://www.addi-data.com">www.addi-data.com</a>
																				<a href="http://www.adlinktech.com">www.adlinktech.com</a>
																				<a href="http://www.advansor.com">www.advansor.com</a>
																				<a href="http://www.advantech.com">www.advantech.com</a>
																				<a href="http://www.aei-it.com">www.aei-it.com</a>
																				<a href="http://www.aerocomm.com">www.aerocomm.com</a>
																				<a href="http://www.agere.com">www.agere.com</a>
																				<a href="http://www.agilent.com">www.agilent.com</a>
																				<a href="http://www.aim-online.com">www.aim-online.com</a>
																				<a href="http://www.rugged.com">www.rugged.com</a>
																				<a href="http://www.alliancesystems.com">www.alliancesystems.com</a>
																				<a href="http://www.alphitech.com">www.alphitech.com</a>
																				<a href="http://www.amtelco.com">www.amtelco.com</a>
																				<a href="http://www.analog.com/processors">www.analog.com/processors</a>
																				<a href="http://www.anatel.com">www.anatel.com</a>
																				<a href="http://www.us.anritsu.com">www.us.anritsu.com</a>
																				<a href="http://www.appdatasci.com">www.appdatasci.com</a>
																				<a href="http://www.appro.com">www.appro.com</a>
																				<a href="http://www.apptech-inc.com">www.apptech-inc.com</a>
																				<a href="http://www.electronicssolutions.com">www.electronicssolutions.com</a>
																				<a href="http://www.arcatech.com">www.arcatech.com</a>
																				<a href="http://www.aristaipc.com">www.aristaipc.com</a>
																				<a href="http://www.arrow.com">www.arrow.com</a>
																				<a href="http://www.artesyncp.com">www.artesyncp.com</a>
																				<a href="http://www.attotech.com">www.attotech.com</a>
																				<a href="http://www.audiocodes.com">www.audiocodes.com</a>
																				<a href="http://www.augmentix.com">www.augmentix.com</a>
																				<a href="http://www.belobox.com">www.belobox.com</a>
																				<a href="http://www.bivar.com">www.bivar.com</a>
																				<a href="http://www.bloomy.com">www.bloomy.com</a>
																				<a href="http://www.brandywinecomm.com">www.brandywinecomm.com</a>
																				<a href="http://www.broadcom.com">www.broadcom.com</a>
																				<a href="http://www.brooktrout.com">www.brooktrout.com</a>
																				<a href="http://www.bvmltd.co.uk">www.bvmltd.co.uk</a>

Company Name	Datacom																Software					
	Arcnet	ATM	DSL	Ethernet	FDDI	General	GPiB/MXI	Intell Comm Cntrlr	LAN	MAN	Proprietary	Protocol stack	Security	Serial controller	T1/E1	USB controller	WAN	WLAN	Datacom	Middleware	Telecom	SDR
BWI				•										•								
C2I2 Systems								•														
Carlo Gavazzi Computing Solutions														•								
Catalyst Enterprises																						
CES		•		•																		
Cirpack																						
Clovis Solutions, Inc.																				•		
Cluster Labs				•									•									
CML Versatel																						
Cogency Technology				•																		
Commetrex																						
Comtech AHA Corporation																						
Control														•								
Concurrent Technologies				•										•		•						
Connect Tech				•										•								
Contemporary Controls	•			•																		
Continuous Computing				•																		
Cooler Master																						
Copeland Communications																						•
CoSystems																						
Crystal Cube Consulting																						
Curtiss-Wright Embedded				•		•		•						•								
Cybectec																						
Cyberchron																						
Cyclone Microsystems		•		•											•							
Data Kinetics																						
Datalight																						
Diamond Point																						
Diversified Technology																						
DNA Enterprises																						
Dolphin Interconnect Solutions				•		•																
DSPCon														•								•
DSS Networks				•																		
Dynamic Engineering												•	•									
Dynamics Research																						
Dynatem				•																		
EKF-Electronik				•										•		•						
ELMA Bustronic																						
ELMA Electronic																						
Embedded Planet																						
Enea																						
Entrada Networks				•	•																	
Eonic B.V.																						•
esd				•				•	•					•				•				
Extreme Engineering								•						•	•							
Fairchild																						
Fine Point Systems																						
Fortinet				•																		

Continued on page 54

Telecom				General							Voice		Wireless		Website					
General	OC-3/STM-1	T1/E1/J1	T3/E3	Gateways	Hot swap	Interfaces	Embedded Internet	Modem/Fax modem	Optical	Remote access	Routers/Switches	Servers	TCP/IP	Turnkey system		General	VoIP/VoP	General	GSM/GPRS	SDR
																				<a href="http://www.bwi.com">www.bwi.com</a>
																				<a href="http://www.ccii.co.za">www.ccii.co.za</a>
																				<a href="http://www.gavazzi-computing.com">www.gavazzi-computing.com</a>
					•															<a href="http://www.getcatalyst.com">www.getcatalyst.com</a>
																				<a href="http://www.ces.ch">www.ces.ch</a>
																				<a href="http://www.cirpack.com">www.cirpack.com</a>
																				<a href="http://www.clovissolutions.com">www.clovissolutions.com</a>
																				<a href="http://www.cluster-labs.com">www.cluster-labs.com</a>
																				<a href="http://www.cmlversatel.com">www.cmlversatel.com</a>
																				<a href="http://www.cogency.com">www.cogency.com</a>
								•								•				<a href="http://www.commetrex.com">www.commetrex.com</a>
																				<a href="http://www.aha.com">www.aha.com</a>
																				<a href="http://www.comtrol.com">www.comtrol.com</a>
																				<a href="http://www.gocct.com">www.gocct.com</a>
																				<a href="http://www.connecttech.com">www.connecttech.com</a>
																				<a href="http://www.ccontrols.com">www.ccontrols.com</a>
																				<a href="http://www.ccpu.com">www.ccpu.com</a>
																				<a href="http://www.coolermaster.com">www.coolermaster.com</a>
								•												<a href="http://www.copelandcommunications.com">www.copelandcommunications.com</a>
•																				<a href="http://www.cosystems.com">www.cosystems.com</a>
•																				<a href="http://www.crystalcubeconsulting.com">www.crystalcubeconsulting.com</a>
																				<a href="http://www.cwcmbedded.com">www.cwcmbedded.com</a>
																				<a href="http://www.cybectec.com">www.cybectec.com</a>
																				<a href="http://www.cyberchron.com">www.cyberchron.com</a>
																				<a href="http://www.cyclone.com">www.cyclone.com</a>
																				<a href="http://www.dkl.com">www.dkl.com</a>
																				<a href="http://www.datalight.com">www.datalight.com</a>
																				<a href="http://www.dpie.com">www.dpie.com</a>
																				<a href="http://www.dtims.com">www.dtims.com</a>
																				<a href="http://www.dna-cs.com">www.dna-cs.com</a>
																				<a href="http://www.dolphinics.com">www.dolphinics.com</a>
																				<a href="http://www.dspcon.com">www.dspcon.com</a>
																				<a href="http://www.dssnetworks.com">www.dssnetworks.com</a>
																				<a href="http://www.dyneng.com">www.dyneng.com</a>
																				<a href="http://www.drc.com">www.drc.com</a>
																				<a href="http://www.dynatem.com">www.dynatem.com</a>
																				<a href="http://www.ekf.de">www.ekf.de</a>
																				<a href="http://www.elmabustronic.com">www.elmabustronic.com</a>
																				<a href="http://www.elma.com">www.elma.com</a>
																				<a href="http://www.embeddedplanet.com">www.embeddedplanet.com</a>
																				<a href="http://www.enea.com">www.enea.com</a>
																				<a href="http://www.entradanetworks.com">www.entradanetworks.com</a>
																				<a href="http://www.eonic.com">www.eonic.com</a>
																				<a href="http://www.esd-electronics.com">www.esd-electronics.com</a>
																				<a href="http://www.xes-inc.com">www.xes-inc.com</a>
																				<a href="http://www.fairchildsemi.com">www.fairchildsemi.com</a>
																				<a href="http://www.finepointnetworks.com">www.finepointnetworks.com</a>
																				<a href="http://www.fortinet.com">www.fortinet.com</a>

Company Name	Datacom																	Software					
	Arcnet	ATM	DSL	Ethernet	FDDI	General	GPiB/MXI	Intell Comm Cntrlr	LAN	MAN	Proprietary	Protocol stack	Security	Serial controller	T1/E1	USB controller	WAN	WLAN	Datacom	Middleware	Telecom	SDR	
Foundry Networks																							
Fulcrum Microsystems																							
GAO Research																							
GE Fanuc Automation		•		•					•					•								•	
General Micro Systems				•										•									
General Standards				•										•									
GESPAC				•										•									
GL Communications, Inc.									•														
GNP								•														•	
GoAhead Software																					•		
H.A. Technical Solutions																							
Hilscher Gesellschaft																							
Hirschmann				•																			
I-BUS																							
ImageStream																	•						
INES							•																
Innovative Integration																							
Inova														•				•					
Integrated Device Technology		•																					
Intel																							
Interactive Circuits & Sys.						•																	•
Interface Concept	•			•										•									
InterlinkBT				•																			
Intermas																							
Interphase		•		•	•			•	•			•	•										
Intersil																•							
Iskratel																							
ITOX																							
iWave Systems																•							
JK microsystems				•																			
Kallastra																							
Kalman Saffran & Associates																							
Knurr USA																							
Kontron				•										•									
Lantronix																							
Lattice Semiconductor Corporation						•																	
Linear Technology																							
LSI Logic				•																			
Lucent																						•	
Macrolink														•									
Mapletree Networks																							
Marathon																							
Marconi																							
MarekMicro				•																			
Meilhaus Electronic														•									
MEN Micro														•									
Meret Optical Communications				•					•														
Merge Technologies Group																							

Continued on page 56

Telecom				General							Voice		Wireless		Website						
General	OC-3/STM-1	T1/E1/J1	T3/E3	Gateways	Hot swap	Interfaces	Embedded Internet	Modem/Fax modem	Optical	Remote access	Routers/Switches	Servers	TCP/IP	Turnkey system		General	VoIP/VoP	General	GSM/GPRS	SDR	
•											•										<a href="http://www.foundrynetworks.com">www.foundrynetworks.com</a>
•											•										<a href="http://www.fulcrummicro.com">www.fulcrummicro.com</a>
											•					•					<a href="http://www.gaoresearch.com">www.gaoresearch.com</a>
											•	•			•						<a href="http://www.gefanuc.com/embedded">www.gefanuc.com/embedded</a>
				•							•										<a href="http://www.gms4vme.com">www.gms4vme.com</a>
											•	•			•						<a href="http://www.generalstandards.com">www.generalstandards.com</a>
•											•					•					<a href="http://www.gespac.ch">www.gespac.ch</a>
•											•										<a href="http://www.gl.com">www.gl.com</a>
											•										<a href="http://www.gnp.com">www.gnp.com</a>
											•										<a href="http://www.goahead.com">www.goahead.com</a>
											•										<a href="http://www.lakeviewtechc.om">www.lakeviewtechc.om</a>
											•										<a href="http://www.hilscher.com">www.hilscher.com</a>
											•										<a href="http://www.hirschmann.com">www.hirschmann.com</a>
											•	•			•						<a href="http://www.ibus.com">www.ibus.com</a>
											•										<a href="http://www.imagestream.com">www.imagestream.com</a>
											•										<a href="http://www.inesinc.com">www.inesinc.com</a>
											•									•	<a href="http://www.innovative-dsp.com">www.innovative-dsp.com</a>
											•				•				•		<a href="http://www.inova-computers.com">www.inova-computers.com</a>
•		•									•				•						<a href="http://www.idt.com">www.idt.com</a>
											•										<a href="http://www.intel.com">www.intel.com</a>
											•										<a href="http://www.ics-ltd.com">www.ics-ltd.com</a>
											•										<a href="http://www.interfaceconcept.com">www.interfaceconcept.com</a>
											•										<a href="http://www.interlinkbt.com">www.interlinkbt.com</a>
•	•	•	•	•	•						•					•					<a href="http://www.intermas.com">www.intermas.com</a>
											•										<a href="http://www.interphase.com">www.interphase.com</a>
											•						•		•		<a href="http://www.intersil.com">www.intersil.com</a>
											•										<a href="http://www.iskratel.com">www.iskratel.com</a>
											•										<a href="http://www.itox.com">www.itox.com</a>
											•										<a href="http://www.iwavesystems.com">www.iwavesystems.com</a>
											•				•						<a href="http://www.jkmicro.com">www.jkmicro.com</a>
•											•										<a href="http://www.kallastra.com">www.kallastra.com</a>
											•										<a href="http://www.ksa1.com">www.ksa1.com</a>
•											•										<a href="http://www.knurr.com">www.knurr.com</a>
											•										<a href="http://www.kontron.com">www.kontron.com</a>
											•										<a href="http://www.lantronix.com">www.lantronix.com</a>
											•										<a href="http://www.latticesemi.com">www.latticesemi.com</a>
											•										<a href="http://www.linear-tech.com">www.linear-tech.com</a>
											•										<a href="http://www.lsilogic.com">www.lsilogic.com</a>
											•										<a href="http://www.lucent.com">www.lucent.com</a>
•											•										<a href="http://www.macrolink.com">www.macrolink.com</a>
											•										<a href="http://www.mapletree.com">www.mapletree.com</a>
											•										<a href="http://www.marathon-int.com">www.marathon-int.com</a>
											•										<a href="http://www.marconi.com">www.marconi.com</a>
											•										<a href="http://www.marekmicro.de">www.marekmicro.de</a>
											•										<a href="http://www.meilhaus.com">www.meilhaus.com</a>
											•										<a href="http://www.menmicro.com">www.menmicro.com</a>
•											•										<a href="http://www.osicom.com">www.osicom.com</a>
											•										<a href="http://www.mergetch.com">www.mergetch.com</a>

Company Name	Datacom																Software					
	Arcnet	ATM	DSL	Ethernet	FDDI	General	GPiB/MXI	Intell Comm Cntrlr	LAN	MAN	Proprietary	Protocol stack	Security	Serial controller	T1/E1	USB controller	WAN	WLAN	Datacom	Middleware	Telecom	SDR
MOSCHIP																						
Motorola																						
N.A.T.																						
National Instruments																						
NComm																						
Neoware Systems																						
Network Modules																						
New Horizons Electronics																						
Newbury Networks																						
NEXCOM International																						
NextCom																						
NextNine																						
NMS Communications																						
Octasic																						
Odin TeleSystems																						
ON Semiconductor																						
One Stop Systems																						
Pentek																						
Performance Technologies																						
Pericom																						
PFU Systems																						
Pickering Interfaces																						
Picor																						
Pigeon Point Systems																						
PIKA Technologies																						
Pinnacle Data Systems																						
PLX Technology																						
PMC-Sierra																						
Portwell																						
Precision Communications, Inc.																						
Prisma Engineering																						
Pulse																						
QLogic Corp.																						
Quatech																						
Rabbit Semiconductor																						
RadiSys Corp																						
Radstone Embedded Computing																						
RADVision																						
Red River																						
Redwood Technologies																						
Rittal																						
SBC Designs																						
SBE																						
SBS Technologies																						
Schroff																						
Sealevel Systems																						
Semtech																						
Siemens																						

Continued on page 58

Telecom				General								Voice		Wireless		Website				
General	OC-3/STM-1	T1/E1/J1	T3/E3	Gateways	Hot swap	Interfaces	Embedded Internet	Modem/Fax modem	Optical	Remote access	Routers/Switches	Servers	TCP/IP	Turnkey system	General		VoIP/VoP	General	GSM/GPRS	SDR
•																				<a href="http://www.moschip.com">www.moschip.com</a>
•	•																•			<a href="http://www.motorola.com/computing">www.motorola.com/computing</a>
		•																		<a href="http://www.nateurope.com">www.nateurope.com</a>
																				<a href="http://www.ni.com">www.ni.com</a>
																				<a href="http://www.ncomm.com">www.ncomm.com</a>
																				<a href="http://www.neoware.com">www.neoware.com</a>
																				<a href="http://www.networkmodules.com">www.networkmodules.com</a>
																				<a href="http://www.nuhorizons.com">www.nuhorizons.com</a>
																				<a href="http://www.newburynetworks.com">www.newburynetworks.com</a>
																				<a href="http://www.nexcom.com">www.nexcom.com</a>
																				<a href="http://www.nextcomputing.com">www.nextcomputing.com</a>
																				<a href="http://www.nextnine.com">www.nextnine.com</a>
•																				<a href="http://www.nmscommunications.com">www.nmscommunications.com</a>
•																				<a href="http://www.octasic.com">www.octasic.com</a>
																				<a href="http://www.OdinTS.com">www.OdinTS.com</a>
																				<a href="http://www.onsemi.com">www.onsemi.com</a>
																				<a href="http://www.onestopsystems.com">www.onestopsystems.com</a>
																				<a href="http://www.pentek.com">www.pentek.com</a>
•																				<a href="http://www.pt.com">www.pt.com</a>
																				<a href="http://www.pericom.com">www.pericom.com</a>
																				<a href="http://www.PFUsystems.com">www.PFUsystems.com</a>
																				<a href="http://www.pickeringtest.com">www.pickeringtest.com</a>
																				<a href="http://www.picorpower.com">www.picorpower.com</a>
																				<a href="http://www.pigeonpoint.com">www.pigeonpoint.com</a>
																				<a href="http://www.pikatechnologies.com">www.pikatechnologies.com</a>
																				<a href="http://www.pinnacle.com">www.pinnacle.com</a>
																				<a href="http://www.plxtech.com">www.plxtech.com</a>
																				<a href="http://www.pmc-sierra.com">www.pmc-sierra.com</a>
																				<a href="http://www.portwell.com">www.portwell.com</a>
																				<a href="http://www.precisioncomm.com">www.precisioncomm.com</a>
																				<a href="http://www.prisma-eng.it">www.prisma-eng.it</a>
																				<a href="http://www.pulseeng.com">www.pulseeng.com</a>
																				<a href="http://www.qlogic.com">www.qlogic.com</a>
																				<a href="http://www.quatech.com">www.quatech.com</a>
•																				<a href="http://www.rabbitsemiconductor.com">www.rabbitsemiconductor.com</a>
																				<a href="http://www.radisys.com">www.radisys.com</a>
																				<a href="http://www.radstone.com">www.radstone.com</a>
																				<a href="http://www.radvision.com">www.radvision.com</a>
																				<a href="http://www.red-river.com">www.red-river.com</a>
																				<a href="http://www.redwoodtech.com">www.redwoodtech.com</a>
																				<a href="http://www.rittal.com">www.rittal.com</a>
•																				<a href="http://www.sbcdesigns.com">www.sbcdesigns.com</a>
•																				<a href="http://www.sbei.net">www.sbei.net</a>
•																				<a href="http://www.sbs.com">www.sbs.com</a>
																				<a href="http://www.schroff.us">www.schroff.us</a>
																				<a href="http://www.sealevel.com">www.sealevel.com</a>
•																				<a href="http://www.semtech.com">www.semtech.com</a>
																				<a href="http://www.siemens.com">www.siemens.com</a>

Company Name	Datacom															Software						
	Arcnet	ATM	DSL	Ethernet	FDDI	General	GPiB/MXI	Intell Comm Cntrlr	LAN	MAN	Proprietary	Protocol stack	Security	Serial controller	T1/E1	USB controller	WAN	WLAN	Datacom	Middleware	Telecom	SDR
Signalogic																						
Sixnet				•																		
SMA				•										•								
SMC Networks																	•					
SMSC	•																					
Soltec				•																		
Spectrum Signal Processing																						•
Spider Software												•										
Stratex Networks																						
Summit Microelectronics																						
Sun Microsystems																						
Sundance																						•
Syndeo Corporation																						
Team Solutions							•															
Technobox				•	•									•								
Tecmint					•									•								
TEK Microsystems														•								•
Telco Systems																						
Telebyte Technology				•																		
Telesoft Technologies																						
Tenta Technology														•								
Teradyne																						
TEWS Technologies	•			•					•					•								
Texas Instruments																						
Thales				•																		
The Software Group Limited																	•					
Themis Computer																						
TietoEnator																					•	
Tracewell Systems																						
Transtector Systems																						
Tricom Technology									•													
TriEMS													•									
Tyco Electronics				•																		
Ubicom																						
Ulticom																						
UXComm																					•	
V Rose Microsystems																•						
Valley Technologies																						•
Versatel Networks																						
Vitesse Semiconductor																						
Voiceboard															•				•		•	
VoicePump																						
VXI Technology																						
Wavecom																						
Wind River																						
XP Power																						
Zarlink Semiconductor																						
Zephyr Engineering				•									•									
Zilog																						
ZNYX				•																		

Telecom				General							Voice		Wireless		Website						
General	OC-3/STM-1	T1/E1/J1	T3/E3	Gateways	Hot swap	Interfaces	Embedded Internet	Modem/Fax modem	Optical	Remote access	Routers/Switches	Servers	TCP/IP	Turnkey system		General	VoIP/VoP	General	GSM/GPRS	SDR	
																					<a href="http://www.signalogic.com">www.signalogic.com</a>
																					<a href="http://www.sixnetio.com">www.sixnetio.com</a>
																					<a href="http://www.SMAcomputers.com">www.SMAcomputers.com</a>
																					<a href="http://www.smc.com">www.smc.com</a>
																					<a href="http://www.smsc.com">www.smsc.com</a>
																					<a href="http://www.solteccorp.com">www.solteccorp.com</a>
																					<a href="http://www.spectrumsignal.com">www.spectrumsignal.com</a>
																					<a href="http://www.spider.com">www.spider.com</a>
																					<a href="http://www.stratexnet.com">www.stratexnet.com</a>
																					<a href="http://www.summitmicro.com">www.summitmicro.com</a>
																					<a href="http://www.sun.com">www.sun.com</a>
																					<a href="http://www.sundance.com">www.sundance.com</a>
																					<a href="http://www.sydeocorp.com">www.sydeocorp.com</a>
																					<a href="http://www.teampctechology.com">www.teampctechology.com</a>
																					<a href="http://www.technobox.com">www.technobox.com</a>
																					<a href="http://www.tecnint.it">www.tecnint.it</a>
																					<a href="http://www.tekmicro.com">www.tekmicro.com</a>
																					<a href="http://www.telco.com">www.telco.com</a>
																					<a href="http://www.telebyteusa.com">www.telebyteusa.com</a>
																					<a href="http://www.telesoft-technologies.com">www.telesoft-technologies.com</a>
																					<a href="http://www.tenta.com">www.tenta.com</a>
																					<a href="http://www.teradyne.com">www.teradyne.com</a>
																					<a href="http://www.tews.com">www.tews.com</a>
																					<a href="http://www.ti.com">www.ti.com</a>
																					<a href="http://www.thalescomputers.com">www.thalescomputers.com</a>
																					<a href="http://www.wanware.com">www.wanware.com</a>
																					<a href="http://www.themis.com">www.themis.com</a>
																					<a href="http://www.tietoanator.com">www.tietoanator.com</a>
																					<a href="http://www.tracewellsystems.com">www.tracewellsystems.com</a>
																					<a href="http://www.transtector.com">www.transtector.com</a>
																					<a href="http://www.tricomtech.com">www.tricomtech.com</a>
																					<a href="http://www.triems.com">www.triems.com</a>
																					<a href="http://www.tycoelectronics.com">www.tycoelectronics.com</a>
																					<a href="http://www.ubicom.com">www.ubicom.com</a>
																					<a href="http://www.ulticom.com">www.ulticom.com</a>
																					<a href="http://www.xcomm.co.uk">www.xcomm.co.uk</a>
																					<a href="http://www.vrosemicrosystems.com">www.vrosemicrosystems.com</a>
																					<a href="http://www.valleytech.com">www.valleytech.com</a>
																					<a href="http://www.versatelnetworks.com">www.versatelnetworks.com</a>
																					<a href="http://www.vitesse.com">www.vitesse.com</a>
																					<a href="http://www.voiceboard.com">www.voiceboard.com</a>
																					<a href="http://www.voicepump.com">www.voicepump.com</a>
																					<a href="http://www.vxitech.com">www.vxitech.com</a>
																					<a href="http://www.wavecom.com">www.wavecom.com</a>
																					<a href="http://www.windriver.com">www.windriver.com</a>
																					<a href="http://www.xppower.com">www.xppower.com</a>
																					<a href="http://www.zarlink.com">www.zarlink.com</a>
																					<a href="http://www.zpci.com">www.zpci.com</a>
																					<a href="http://www.zilog.com">www.zilog.com</a>
																					<a href="http://www.znyx.com">www.znyx.com</a>

# Software components at play in a COTS world



By *Oren Teich*

*The next generation of carrier grade communications equipment is placing unprecedented demands on the software layer. The latest trends in high-speed interconnect technologies and next generation processors, along with improved reliability, manageability, and serviceability all demand advanced operating system and middleware support. In the same way that these trends have pushed hardware towards a more open Commercial Off-the-Shelf (COTS) platform, they are driving software vendors to provide open, standards-based, and scalable platforms. Here Oren reviews the software components at play in a COTS world, and identifies the key points to consider when choosing a vendor.*

Communication networks are different from other kinds of computing applications. Such networks require both very high reliability and extremely high performance. Not only must they process large volumes of data at high speeds, but they must do so while limiting downtime to minutes per year. Failures can have huge economic consequences and can even result in the loss of a human life. In 1991, a packet-switched network failed and

caused hundreds of millions of dollars in losses. It knocked out air traffic control in the New York City region for more than eight hours and disrupted 85,000 travelers. This single example is enough to illustrate the detrimental impact such network breakdowns can cause.

Building communication networks that are reliable and perform well presents both business and technology challenges. The physics, finances, and computing are often state-of-the-art. The information and communication market segment is experiencing revolutionary changes, as demand for both fixed-line and mobile access increases and users move from narrowband to broadband channels. Telecommunications equipment manufacturers and service providers need scalable and extensible solutions to enable them to keep pace with this growth while offering competitive products and services that take advantage of new technologies.

The proportion of network functionality being implemented in software is continually increasing. Typical networking applications are gateways, bridges, routers, signaling servers, and management serv-

ers. Such applications are sophisticated, complex, and very expensive to design, so it makes economic sense to provide a common set of software services that such applications can use as a foundation to build upon.

AdvancedTCA includes specifications for boards, shelf management, and firmware. Standards-based blade modules increase port and compute density. They reduce complexity and power consumption and create common platforms. At the same time a standardized, intelligent platform management interface enables automated and highly efficient blade-, shelf-, and system-level management capabilities. Together, these advancements create an architecture that vastly reduces solution footprints to a fraction of historical deployments, all the while providing powerful solutions with greater computing capacity and the ability to help reduce operating costs.

The same trends that are driving the COTS revolution on the hardware side are pushing software developers to standardize. Developers are increasingly turning to open source software solutions for the

**Embedded x86 Firmware Solutions**

From Boot Loaders to BIOS to Custom Firmware Applications

- ▶ Embedded BIOS® 2000
- ▶ Firmware Application Suite™
  - Boot Security
  - High Availability Monitor
  - Platform Update Facility
- ▶ Firmbase® SDK
- ▶ Engineering Services
- ▶ Tech Support and Training

**GENERAL SOFTWARE** [www.gensw.com](http://www.gensw.com)

RSC# 6001 @www.compactpci-systems.com/rsc

**CompactPCI**

**AdvancedTCA®**

**Rapid CompactPCI Design & Manufacturing**

[www.wolf.ca](http://www.wolf.ca)

RSC# 6002 @www.compactpci-systems.com/rsc

**96**

**DIGITAL I/O**

**ZPCI.4096 3U cPCI 96 CHANNEL DIO CARD**

**ZEPHYR—IT WORKS™**

**ACTIVE EXTENDER**

**6U cPCI/PMC TEST FIXTURE NOW AT 66MHz!**

**ZPCI.2466 6U cPCI/PMC ACTIVE EXTENDER**


**Z** ZEPHYR ENGINEERING INC. [WWW.ZPCI.COM](http://WWW.ZPCI.COM) 480-736-8714

RSC# 6003 @www.compactpci-systems.com/rsc

Artesyn Technologies equals



**infinite  
customer-centric  
advancements in  
telecom technology  
and quality**



**Innovation, Commitment, Integrity, and Economic Value...** These are qualities you'll often find at leading companies in today's global economy. They're also qualities you'll find at Artesyn Technologies, a worldwide leader in providing continuous advancements in technology and quality for wireless, switching, signaling, optical networking, and other telecom infrastructure applications. At Artesyn, we are at the forefront of change in creating the boards and software that help make worldwide Teledatacom™ networks and real-time communication systems for Telecom OEMs possible. We continuously research, test, and develop new technologies to provide our customers with solutions that are cost-effective, that strengthen their competitive positions, and lower their total cost of ownership. Want to glimpse the future of Teledatacom™ from the vantage point of a leader? Visit our Website at [www.artesyncp.com](http://www.artesyncp.com) or call us at **1-800-356-9602**.

**ARTESYN**<sup>®</sup>  
TECHNOLOGIES  
Artesyn Communication Products

8310 Excelsior Drive  
Madison, WI 53717-1935 USA  
Toll Free: 1-800-356-9602  
Voice: 1-608-831-5500  
FAX: 1-608-831-4249  
Email: [info@artesyncp.com](mailto:info@artesyncp.com)

[www.artesyncp.com](http://www.artesyncp.com)

application-ready carrier grade platforms they require to build and deploy communication network infrastructure systems. These environments require high performance, scale, and availability, but the need to reduce time-to-market and total cost-of-ownership is driving service providers to adopt open source technologies. Industry accepted carrier grade features and rock solid, peer reviewed engineering, combined with the convenience, rapid innovation, and simplicity of open source, make a truly compelling value proposition. These are crucial advantages in deploying cost-effective carrier grade systems to the market.

In this open building block design, middleware is the critical piece in managing all resources, thereby enabling expected levels of dependability. The Service Availability Forum (SAF) interface specifications are the critical glue that binds the open pieces together. To combine best-of-breed solutions in this environment, it's vital that you choose software components that not only provide the function-

ality required, but also embrace both the spirit and intent of the open standards.

**Driving software standards**

Several requirements for availability and serviceability point to work from the SAF to define Application Programming Interfaces (APIs) and architecture for application and hardware availability and management. Details can be found in the SAF Application Interface Specification and the SAF Hardware Platform Interface Specification. These requirements specify services and corresponding APIs for hardware platform management and for application failover. The application services are:

- Cluster Membership Service
- Checkpoint Service
- Event Service
- Message Service
- Lock Service

The management structure for these services is the Availability Management Framework. Each service and framework

has a corresponding API. The management of the hardware in SA Forum specifications is covered under the Hardware Platform Interface.

MontaVista Software became the first commercial software vendor to support the Application Interface Specification v1.0. This support includes the APIs that comprise the Cluster Membership Service and the Availability Management Framework, which includes application heartbeat and failover APIs. This capability has been open sourced by MontaVista Software and is rapidly adding further services defined by the SA Forum. The project is hosted at <http://developer.osdl.org/dev/openais>.

Successful adoption and deployment of AdvancedTCA depends on a strict commitment to standards and interoperability. Development within the Open Source Community, including members from commercial and noncommercial entities, is the best process for ensuring such requirements are met. The community is committed to driving standards to ensure interoperability and consistency in the services that are required across multiple telecom solutions, thus allowing for telecommunication equipment manufacturers to leverage the benefits of COTS to reduce costs and speed time to market while focusing on their value-added services.

*Oren Teich is responsible for MontaVista's worldwide product management. With over seven years of Linux experience at leading technology companies, Oren has been working with some of the very first commercial Linux companies in both marketing and engineering roles.*

*Prior to MontaVista, Oren worked at Sun Microsystems, Cobalt Networks, an Internet radio company, Vixie Systems, and US West. Oren has a BS in Computer Science from the University of Colorado, Boulder.*

To learn more, contact Oren at:

**MontaVista**  
 1237 East Arques Ave  
 Sunnyvale, CA 94085  
 Tel: 408-328-9200  
 Fax: 408-328-3875  
 E-mail: [oren@mvista.com](mailto:oren@mvista.com)  
 Website: [www.mvista.com](http://www.mvista.com)

**SYSTEM PACKAGING FOR OPEN ARCHITECTURES**

Standard and custom high-availability systems for industrial, military, medical, and telecom markets  
 Enclosures | Cabinets | Backplanes | System Integration

**CARLO GAVAZZI**  
 COMPUTING SOLUTIONS

Get Well Connected | 800.926.8722 | [www.gavazzi-computing.com](http://www.gavazzi-computing.com)

**CARLO GAVAZZI**

RSC# 62 @[www.compactpci-systems.com/rsc](http://www.compactpci-systems.com/rsc)

Company Name	Development		Prototyping							Software										Website					
	Dev. platform	Development tools	IDE	Reference system	System integ. svcs.	Boundary scan	Bus analyzer	Debugging aids	Emulator	Fabric analyzer	JTAG	Application	BIOS	Board support pkgs.	Compilers	Development tool	Driver	Java	Library		Linux	Modeling tool	Networking	Operating system	Protocol stack
3-D Engineering								•																	<a href="http://www.3deng.com">www.3deng.com</a>
ABS											•														<a href="http://www.abs-usa.com">www.abs-usa.com</a>
Acmet																							•		<a href="http://www.acmet.com">www.acmet.com</a>
AcQ InduCom																							•		<a href="http://www.acq.nl">www.acq.nl</a>
Acqiris											•														<a href="http://www.acqiris.com">www.acqiris.com</a>
ACT/Technico	•					•																			<a href="http://www.acttechnico.com">www.acttechnico.com</a>
Actis													•												<a href="http://www.actis-computer.com">www.actis-computer.com</a>
Adax																•							•		<a href="http://www.adax.com">www.adax.com</a>
AdventNet Inc.																					•				<a href="http://www.adventnet.com">www.adventnet.com</a>
Agilent	•					•	•								•			•							<a href="http://www.agilent.com">www.agilent.com</a>
Aicas GmbH																		•							<a href="http://www.aicas.com">www.aicas.com</a>
AIM-USA						•	•																		<a href="http://www.aim-online.com">www.aim-online.com</a>
Aisys													•			•									<a href="http://www.aisysinc.com">www.aisysinc.com</a>
Alphi Technology																•									<a href="http://www.alphitech.com">www.alphitech.com</a>
ALPTEx Inc									•																<a href="http://www.alptex.com">www.alptex.com</a>
American Logic Machines								•																	<a href="http://www.alm-net.com">www.alm-net.com</a>
American Megatrends															•										<a href="http://www.ami.com">www.ami.com</a>
AMO									•																<a href="http://www.amo.de/dcc.html">www.amo.de/dcc.html</a>
Ancot						•																			<a href="http://www.ancot.com">www.ancot.com</a>
Applied Data Systems																				•					<a href="http://www.applieddata.net">www.applieddata.net</a>
apra-norm	•																								<a href="http://www.apra.de">www.apra.de</a>
APW	•							•																	<a href="http://www.electronicssolutions.com">www.electronicssolutions.com</a>
ARC																							•		<a href="http://www.psti.com">www.psti.com</a>
Ardence			•					•															•		<a href="http://www.ardence.com">www.ardence.com</a>
ARM			•																						<a href="http://www.allant.com">www.allant.com</a>
Artesyn Communication																							•		<a href="http://www.artesyncp.com">www.artesyncp.com</a>
Artisan Software Tools	•																								<a href="http://www.artisansw.com">www.artisansw.com</a>
Asis-Pro	•																								<a href="http://www.asis-pro.com">www.asis-pro.com</a>
Az-Com								•																	<a href="http://www.az-com.com">www.az-com.com</a>
Aztek Engineering															•							•			<a href="http://www.aztek-eng.com">www.aztek-eng.com</a>
Ballard Technology											•														<a href="http://www.ballardtech.com">www.ballardtech.com</a>
BittWare															•										<a href="http://www.bittware.com">www.bittware.com</a>
Bloomy Controls					•																				<a href="http://www.bloomy.com">www.bloomy.com</a>
BSQUARE															•										<a href="http://www.bsquare.com">www.bsquare.com</a>
Carlo Gavazzi CS	•																								<a href="http://www.gavazzi-computing.com">www.gavazzi-computing.com</a>
Catalyst Enterprises						•	•	•																	<a href="http://www.getcatalyst.com">www.getcatalyst.com</a>
Catalyst Systems															•										<a href="http://www.openmake.com">www.openmake.com</a>
CATC									•																<a href="http://www.catc.com">www.catc.com</a>
Chandler/May					•																				<a href="http://www.chandlermay.com">www.chandlermay.com</a>
CML Versatel													•												<a href="http://www.cmlversatel.com">www.cmlversatel.com</a>
CMX Systems															•								•		<a href="http://www.cmx.com">www.cmx.com</a>
CodeGen												•		•											<a href="http://www.codegen.com">www.codegen.com</a>
Cogency Technology				•																					<a href="http://www.cogency.com">www.cogency.com</a>
Commetrex																							•		<a href="http://www.commetrex.com">www.commetrex.com</a>
Compware																•			•						<a href="http://www.compware.com">www.compware.com</a>
Concurrent Technologies	•																								<a href="http://www.gocct.com">www.gocct.com</a>
Connect Tech								•																	<a href="http://www.connecttech.com">www.connecttech.com</a>
Continuous Computing																							•		<a href="http://www.ccpu.com">www.ccpu.com</a>

Continued on page 64

Company Name	Development			Prototyping							Software										Website				
	Dev. platform	Development tools	IDE	Reference system	System integ. svcs.	Boundary scan	Bus analyzer	Debugging aids	Emulator	Fabric analyzer	JTAG	Application	BIOS	Board support pkgs.	Compilers	Development tool	Driver	Java	Library	Linux		Modeling tool	Networking	Operating system	Protocol stack
Corelis																									<a href="http://www.corelis.com">www.corelis.com</a>
Curtiss-Wright Embedded																									<a href="http://www.cwembedded.com">www.cwembedded.com</a>
Cyclone Microsystems																									<a href="http://www.cyclone.com">www.cyclone.com</a>
D2 Technologies																									<a href="http://www.d2tech.com">www.d2tech.com</a>
Datalight																									<a href="http://www.datalight.com">www.datalight.com</a>
Dawn VME Products																									<a href="http://www.dawnvme.com">www.dawnvme.com</a>
Densitron																									<a href="http://www.densitron.com">www.densitron.com</a>
Domain Technologies																									<a href="http://www.domaintec.com">www.domaintec.com</a>
DSP Research																									<a href="http://www.dspr.com">www.dspr.com</a>
Dynamic Engineering																									<a href="http://www.dyneng.com">www.dyneng.com</a>
ELMA Bustronic																									<a href="http://www.elmabustronic.com">www.elmabustronic.com</a>
ELMA Electronic																									<a href="http://www.elma.com">www.elma.com</a>
Enea																									<a href="http://www.enea.com">www.enea.com</a>
ESO Technologies																									<a href="http://www.eso-tech.com">www.eso-tech.com</a>
ETI																									<a href="http://www.embeddedtechnologies.com">www.embeddedtechnologies.com</a>
Excalibur Systems																									<a href="http://www.mil-1553.com">www.mil-1553.com</a>
F9 Systems																									<a href="http://www.F9-systems.com">www.F9-systems.com</a>
Flash Vos																									<a href="http://www.flashvos.com">www.flashvos.com</a>
FuturePlus Systems																									<a href="http://www.futureplus.com">www.futureplus.com</a>
Gage Applied Technologies																									<a href="http://www.gage-applied.com">www.gage-applied.com</a>
GE Fanuc Automation																									<a href="http://www.gefanuc.com/embedded">www.gefanuc.com/embedded</a>
General Micro Systems																									<a href="http://www.gms4vme.com">www.gms4vme.com</a>
General Software																									<a href="http://www.gensw.com">www.gensw.com</a>
Geotest																									<a href="http://www.geotestinc.com">www.geotestinc.com</a>
GESPAC																									<a href="http://www.gespac.ch">www.gespac.ch</a>
GOEPEL electronic																									<a href="http://www.goepel.com">www.goepel.com</a>
Green Hills Software																									<a href="http://www.ghs.com">www.ghs.com</a>
Harting																									<a href="http://www.harting.com">www.harting.com</a>
HKM																									<a href="http://www.pci-tools.com">www.pci-tools.com</a>
Hybricon																									<a href="http://www.hybricon.com">www.hybricon.com</a>
Hyperception																									<a href="http://www.hyperception.com">www.hyperception.com</a>
I-BUS																									<a href="http://www.ibus.com">www.ibus.com</a>
Integrated Device Technology																									<a href="http://www.idt.com">www.idt.com</a>
Interphase																									<a href="http://www.interphase.com">www.interphase.com</a>
Invisar																									<a href="http://www.invisar.com">www.invisar.com</a>
IOtech																									<a href="http://www.iotech.com">www.iotech.com</a>
IP Fabrics																									<a href="http://www.ipfabrics.com">www.ipfabrics.com</a>
Jungo																									<a href="http://www.jungo.com">www.jungo.com</a>
Kaparel																									<a href="http://www.kaparel.com">www.kaparel.com</a>
Kontron																									<a href="http://www.kontron.com">www.kontron.com</a>
KUKA Controls																									<a href="http://www.kuka-controls.com">www.kuka-controls.com</a>
Lantronix																									<a href="http://www.lantronix.com">www.lantronix.com</a>
Lauterbach																									<a href="http://www.lauterbach.com">www.lauterbach.com</a>
LVL7																									<a href="http://www.LVL7.com">www.LVL7.com</a>
LynuxWorks																									<a href="http://www.lynuxworks.com">www.lynuxworks.com</a>
Lyrtech																									<a href="http://www.lyrtech.com">www.lyrtech.com</a>
Macraigor																									<a href="http://www.macraigor.com">www.macraigor.com</a>

Continued on page 67

# VECTOR

ELECTRONICS & TECHNOLOGY, INC.  
A FINE TECHNOLOGY GROUP

**FORWARD THINKING**

**THE MOST EXPERIENCED IN  
SYSTEM PACKAGING DESIGN.**



Subracks




790 and 792 Ruggedized  
Enclosures



Model 2345 shown with optional  
dual AC, hot-swap power supplies,  
cPCI backplane 4RU, front air intake,  
and top exhaust



VME/VME64X/  
cPCI<sup>®</sup> Rackmount  
Enclosures



VME/VME64X  
Backplanes



Made in U.S.A

RSC# 65 @www.compactpci-systems.com/rsc

**(800)423-5659**

**WWW.VECTORELECT.COM**

**SHORT LEAD TIMES • CUSTOM CONFIGURATIONS • FACTORY SUPPORT**

# ALL APPLICATIONS LEAD TO...

*Compact PCI*<sup>®</sup>



ONE STOP  
SYSTEMS



ONE STOP SYSTEMS  
Corporate Headquarters  
2235 Enterprise, Suite 110  
Escondido, CA 92029  
Tel (760) 745-9883  
Fax (760) 745-9824

Call today.

**(877) 438-2724**

[www.onestopsystems.com](http://www.onestopsystems.com)



Company Name	Development		Prototyping							Software							Website								
	Dev. platform	Development tools	IDE	Reference system	System integ. svcs.	Boundary scan	Bus analyzer	Debugging aids	Emulator	Fabric analyzer	JTAG	Application	BIOS	Board support pkgs.	Compilers	Development tool		Driver	Java	Library	Linux	Modeling tool	Networking	Operating system	Protocol stack
MathWorks															•						•				www.mathworks.com
MEN Micro								•															•		www.menmicro.com
Mercury Computer Systems			•												•								•		www.mc.com
Metrowerks			•												•					•					www.metrowerks.com
Micro Digital															•							•	•	•	www.smxinfo.com
Microsoft																							•		www.microsoft.com
MontaVista																				•			•		www.mvista.com
Nallatech	•																								www.nallatech.com
National Instruments															•										www.ni.com
ND Tech	•																								www.nd-tech.com
Neoware Systems																							•		www.neoware.com
New Wave							•																		www.busboards.com
NewMonics																		•							www.newmonics.com
Numerix																		•							www.numerix.co.uk
OEM Micro Solutions					•																				www.oemmicro.com
Omni Device	•																								www.omnidevice.com
One Stop Systems	•																								www.onestopsystems.com
PCI Embedded								•																	www.pcisystems.com
PCI Tools								•																	www.pci-tools.com
Pender		•																							www.pender.ch/index.shtml
Performance Technologies			•												•	•						•			www.pt.com
Pigeon Point Systems	•			•																					www.pigeonpoint.com
PLDApplications	•							•																	www.plda.com
PLX Technology	•														•										www.plxtech.com
PrismTech		•																							www.primstechnologies.com
ProSyst Software																							•		www.prosyst.com
Protocol Tools							•																		www.protocoltools.com
QLogic Corp.																							•		www.qlogic.com
QNX Software Systems			•												•								•		www.qnx.com
QuickLogic	•							•																	www.quicklogic.com
Radian Heatsink								•																	www.radianheatsinks.com
RadiSys Corp	•		•																				•		www.radisys.com
Rittal	•							•																	www.rittal.com
RT Logic!								•																	www.rtlogic.com
SBS Technologies	•																•								www.sbs.com
Schroff	•																								www.schroff.us
Sheldon Instruments															•										www.sheldoninst.com
Silicon Concepts	•																								www.silicon-concepts.com
Silicon Control							•																		www.silicon-control.com
Sleepycat Software															•										www.sleepycat.com
Softronics									•																www.softronix.com
Spectrum Signal Processing															•				•						www.spectrumsignal.com
SSV Software Systems															•										www.ssv-embedded.de
StarGen																			•						www.stargen.com
Sundance	•																								www.sundance.com
SynaptiCAD																						•			www.syncad.com
Tarari											•														www.tarari.com

Continued on page 68

Company Name	Development			Prototyping					Software							Website								
	Dev. platform	Development tools	IDE	Reference system	System integ. svcs.	Boundary scan	Bus analyzer	Debugging aids	Emulator	Fabric analyzer	JTAG	Application	BIOS	Board support pkgs.	Compilers		Development tool	Driver	Java	Library	Linux	Modeling tool	Networking	Operating system
Technobox	•							•																<a href="http://www.technobox.com">www.technobox.com</a>
Telelogic															•									<a href="http://www.telelogic.com">www.telelogic.com</a>
TenAsys Corporation																						•		<a href="http://www.tenasys.com">www.tenasys.com</a>
Texas Instruments															•									<a href="http://www.ti.com">www.ti.com</a>
TimeSys			•												•					•				<a href="http://www.timesys.com">www.timesys.com</a>
Tracewell Systems	•																							<a href="http://www.tracewellsystems.com">www.tracewellsystems.com</a>
Tundra Semiconductor	•							•																<a href="http://www.tundra.com">www.tundra.com</a>
Twin Industries								•																<a href="http://www.twinhunter.com">www.twinhunter.com</a>
VMETRO							•																	<a href="http://www.vmetro.com">www.vmetro.com</a>
Wasabi Systems																						•	•	<a href="http://www.wasabisystems.com">www.wasabisystems.com</a>
Westek	•																							<a href="http://www.westekuk.com">www.westekuk.com</a>
WIN Enterprises	•																							<a href="http://www.win-ent.com">www.win-ent.com</a>
Wind River	•		•					•	•						•									<a href="http://www.windriver.com">www.windriver.com</a>
Wolf Industrial Systems								•																<a href="http://www.wolf.ca">www.wolf.ca</a>
Xecom																							•	<a href="http://www.xecom.com">www.xecom.com</a>
XILINX	•														•									<a href="http://www.xilinx.com">www.xilinx.com</a>
Zephyr Engineering	•							•																<a href="http://www.zpci.com">www.zpci.com</a>

**Quality Extenders since 1990**  
 Visit [www.az-com.com](http://www.az-com.com) for a full line of  
 Extenders  
 Prototyping boards  
 Adapters

**AZ-COM Inc**  
**sales@az-com.com** [www.az-com.com](http://www.az-com.com)  
**Ph. 925-947-1000 Fax 925-947-1900**

RSC# 68 @[www.compactpci-systems.com/rsc](http://www.compactpci-systems.com/rsc)

# Custom is Standard



**Subscribe or read  
online now!**

## Embedded Computer Solutions

SMA offers an extensive range of standard and custom industrial computer products for applications including airborne, marine, factory automation, rugged vehicle and bio-medical. Products include 3U CompactPCI boards and systems, the Enduro Mobile PLC, SMAtrak field-bus modules, display systems and single board computers. We support all major OS's and our computers meet demanding environmental and quality requirements.

**For all your industrial computing needs, choose one partner. Choose SMA.**

RSC# 69 @ [www.compactpci-systems.com/rsc](http://www.compactpci-systems.com/rsc)

SMA Computers  
9550 Warner Ave. #250  
Fountain Valley, CA 92708  
Phone +1 714.593.2338

[www.SMAcomputers.com](http://www.SMAcomputers.com)

SMA Technologie AG  
Hannoversche Strasse 1-5  
34266 Niestetal, Germany  
Phone +49 561 95 22-0

[www.SMA.de](http://www.SMA.de)




# ALPHI

## TECHNOLOGY CORPORATION



### MIL-STD-1553

- UTMC Summit
- DDC ACE & mini ACE
- 1,2,3,4 channels
- Dual redundant
- For: CompactPCI, PMC, PCI & Industry Pack



### Analog I/O

- 16 bit A/D and D/A
- Fast S/H converters
- DSPs and waveform RAM
- Simultaneous sampling
- For: CompactPCI, PMC, PCI, VME & Industry Pack




### PMC Modules & Industry Packs

- Data Acquisition
- Mil-Std-1553
- FPGA
- D/A out w/ wave RAM
- Serial I/O, Networking
- Digital, Isolated I/O

### PowerQUICC III @ 833 MHz

- DDR+ECC memory
- 2 Gigabit Ethernet
- 4 HDLC port
- 64-bit PMC slot
- Dual Serial-ATA
- Compact Flash
- VME master/slave



VSXB-6560




[www.actis-computer.com](http://www.actis-computer.com)  
[usasales@actis-computer.com](mailto:usasales@actis-computer.com)  
480-838-1799

### NEW DEVELOPMENT KIT



KSBC-0405

- Low Cost Eval/Development Kit
- PowerPC SBC
- PPC405GPr
- Linux tools included (ECLIPSE)



### Industry Pack Carriers

- For: CompactPCI, PXI PCI and VME bus
- 3U & 6U form factor
- Front and rear I/O
- Low cost slave versions
- High performance with local DSP processors

### KEY PRODUCTS

Altera and Xilinx FPGA's on PMC & Industry Pack modules. I/O interfaces to include ttl, 422/485 and LVDS options.

For custom applications, call us at 480-838-2428.

RSC# 70 @ [www.compactpci-systems.com/rsc](http://www.compactpci-systems.com/rsc)



480-838-2428  
[www.alphitech.com](http://www.alphitech.com)



# Delivering The Total Solution

## Hardware

Embedded Planet manufactures a wide range of PrPMC boards for PowerPC and XScale architectures. We carry stock configurations for quick delivery and we can custom configure or design boards to meet specific cost and performance targets.



## Software

All of our hardware solutions feature extensive software support which can be customized to meet your needs. You can choose from multiple OS and bootloader options, as well as diagnostics for built-in, power-on and manufacturing test.

**design.**  
The next generation of connected devices.

**develop.**  
Your products based on our platform.

**deploy.**  
Your solution faster.

With the increasing functionality of embedded controllers and feature rich system software, it makes sense to entrust the controller design and implementation to an experienced, high-quality systems provider.

Embedded Planet is that provider.

Contact Embedded Planet Today at:  
216.245.4180, info@embeddedplanet.com, www.embeddedplanet.com

RSC# 207 @www.compactpci-systems.com/rsc

MEZZANINES AND CARRIERS

Sponsored by: Embedded Planet www.embeddedplanet.com

# What can you say about Convergence in a Box?



## How about Wow.

### The Adax Signaling Gateway

Adax, the company you've come to trust to deliver high-performance signaling solutions across broadband, narrowband, and IP networks, now offers even greater choice. The Adax Signaling Gateway supports SS7/IP switching, routing, tunneling, and backhaul. Fully redundant options with no single point of failure are available today. These products enable a simple and straightforward migration of existing SS7 nodes to IP transport, saving the costs associated with leasing or provisioning dedicated long haul SS7 circuits. The same solution meets the new demands for IP signaling and SS7/IP interworking in converging IP, circuit, and wireless networks.

### Features

- ◆ Scalable from 4 to 256 Low Speed Links
- ◆ Supports SS7 HSL and ATM T1/E1
- ◆ Hardware configurations from 1U simplex to 4U High Availability
- ◆ High density and redundancy from a single point code
- ◆ Supports SIGTRAN M2PA, M2UA, M3UA and SUA and SS7 interworking
- ◆ Common hardware platform with easy management software
- ◆ Gateways upgradable without having to change the application

### Building Blocks



### Integrated Blades



### Complete Gateways



adax inc (510) 548 7047 sales@adax.com www.adax.com  
adax europe ltd +44 (0) 118 952 2800 sales@adax.co.uk

RSC# 208 @www.compactpci-systems.com/rsc

# Systems designers' dreams become reality with AdvancedMCs

By George Kontopidis



*Advanced Mezzanine Cards (AdvancedMCs) appear to be on the way to creating a market bigger than all PCI Mezzanine Cards (PMCs) and other daughterboards combined. There are two main reasons this is likely to occur – AdvancedMCs have the right scale for a hot-pluggable Field Replaceable Unit (FRU) and they leverage AdvancedTCA standardization work. AdvancedMCs will most likely replace proprietary functional modules at a high enough volume so that the economies of scale and their ubiquitous use in the telecom sector will drive costs to commodity levels. Just think what will happen if a good fraction of the 1.7 billion mobile subscribers start using a chain of AdvancedMCs in Node Bs, RNCs, and gateways, extending to multimedia transcoding processing elements.*

## A philosophical shift

Traditional board designers included expansion options to accommodate unplanned functionality and future needs. The terms piggyback and daughterboard are indicative of this concept – both imply that they supplement a base board with more functionality. AdvancedMCs, however, have caused a shift in the I/O expansion philosophy. The new concept is that the mezzanines are the main functional units. The minimal functionality provided by the “big” base board is simply the interconnectivity of these new, more powerful cards. Instead of CPUs with piggyback I/Os, now the concept is I/Os with processing capability on AdvancedMCs. Components evolving quickly with more functionality can now be located on replaceable units, not on large, hard-to-replace base boards. Generic backplanes with carrier blades managed by generic frameworks can outlive multiple generations of silicon when implemented on AdvancedMCs. Whether using Advanced Telecom Computing Architecture (AdvancedTCA), MicroTCA, or blade server shelves, you can now bring a new level of functionality to your system without the expensive forklift upgrades of the traditional telco industry.

## The right scale

Silicon functionality has been increasing according to Moore's Law. At the same time, the physical size of chips remains small, due in part to advances in the packaging of small ball grid arrays. These forces combine to make it possible to design highly functional modules in an AdvancedMC footprint. It's possible to fit just the right number of communication elements on an AdvancedMC, either for the access plane or the edge plane of the network. If too many elements are packaged in an FRU, the point of failure becomes a concern. However, if too few elements are packaged together, the cost of interconnects becomes a concern. For these reasons, a typical AdvancedTCA blade is too big to serve as an FRU, while AdvancedMCs are just the right size.

Manufacturing organizations also prefer multiple, smaller, printed circuit boards versus larger boards such as AdvancedTCA. Using high volumes of smaller boards:

- Reduces assembly prices
- Simplifies inventory management
- Improves manufacturing yields
- Makes assembly corrections simpler
- Reduces packaging and shipping costs

## Minimal premium for high availability

One of the significant advantages to building systems using AdvancedMCs rather than full AdvancedTCA blades is the ability to create inexpensive, highly available systems. To illustrate the cost advantage, consider building a redundant 1,536-port video gateway system using full-size AdvancedTCA blades. Rough calculations indicate the need for 2:1 redundancy for AdvancedTCA blades and 6:2 redundancies for AdvancedMCs. Under reasonable assumptions you can derive that the AdvancedTCA system implementation is more than 50 percent more expensive than the equivalent AdvancedMC implementation, as illustrated in Figure 1. Of course,

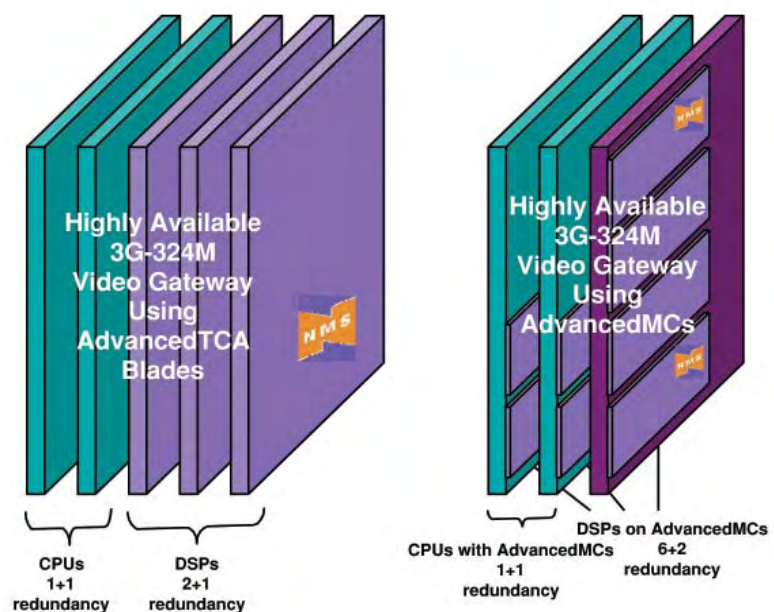


Figure 1

such a cost difference becomes smaller if the desired port size is a multiple of the ports that can fit on an AdvancedTCA blade, and that cost difference eventually diminishes as the size of the system becomes very large.

**Packaging flexibility**

The cost of common equipment is often a factor in choosing the best packaging solution for a telecom system. Given that shelves require a processing unit – and most likely two for high availability, the minimum system requires at least two AdvancedTCA slots for CPUs. For an entry-level system supporting market trials of a new service, an AdvancedMC with I/O trunks can be added on the same CPUs without occupying another slot. Alternatively, system designers can consider replacing full-blade CPUs with their AdvancedMC counterparts, located on one or two carrier blades. Additional AdvancedMC slots can be used for peripheral I/O elements for early-stage capacity expansion. The four standardized sizes of AdvancedMCs (half- or full-height and single- or double-width) provide further flexibility for expansion to CPUs and carrier blades.

Just liberate your thinking for a moment to other application spaces, such as IT blade servers or remote access servers, where the cost of entry is important and graceful scalability is critical, and you'll find even more examples for which using AdvancedMCs provides a packaging advantage.

**Panels for access**

As AdvancedMCs become the main functional unit, they require onboard I/O as well as external connectivity to minimize system-level connector transitions. This, plus the need for mechanical handling of FRU insertion and extraction, led to a nice AdvancedMC front-panel design. And for the hardcore 23-inch rack designers in North America, the option remains to connect T1 lines to the back of the shelf using Rear Transition Modules, feeding the carrier blades and the hosted AdvancedMCs.

**Management inheritance**

The PICMG group spent significant time on the Intelligent Platform Management Interface (IPMI) subsystem used in AdvancedTCA shelves. It represents a well designed physical and logical management layer including:

- Dual interconnects for high availability
- Payload power management to control safe amperage consumption
- Payload watch-dog and reset features for reliable operation
- Temperature monitoring to avoid thermal runaways

AdvancedMCs leverage the previous design by extending IPMI's benefits to mezzanine components. The same framework used for an AdvancedTCA chassis is used to provide negotiated power and thermal management to the granularity of AdvancedMCs.

**Natural interconnects**

The base and fabric switching of the AdvancedTCA backplanes have been extended naturally to the AdvancedMCs. You can now access a large bandwidth of streaming data without physical conversion to parallel buses. There is no need to slow down data rates due to skew concerns of buses and their respective latches. The new advanced silicon of CPUs, NPUs, and DSPs can now be packed on mezzanine cards with minimal glue logic. Switching of data streams is now much easier and is typically embedded in the same glue logic.

**Clock is ticking**

Most of us remember the MVIP, SCSSA, and H.100 days in which designers needed special help with sensitive clock circuits and PLLs. This accumulated experience lead to the inclusion of TDM clocking in AdvancedTCA, which is naturally inherited in AdvancedMC designs. No more complex clock extractions or clock edge alignments every time a clock has to travel from one module to another.


According to a Crystal Cube Consulting report last year, the AdvancedMC market is estimated to become around \$8 billion by 2008. Marketers say, "Interesting times we live in." Engineers say, "The good designs are just around the corner." At the end of the day, good designs, put to use in major markets, are likely to cause industry disruptions. AdvancedMCs are conceived thoughtfully and will lead to cost-efficient system designs and target large and growing markets.

*George Kontopidis is the senior vice president of Products and Technology Strategy at NMS Communications. He has been managing development activities for the telecom industry for the past 18 years. He has a PhD and MSEE from the University of New Hampshire, and he is a member of the IEEE and ACM.*


For more information, contact George at:

**NMS Communications**  
 100 Crossing Boulevard  
 Framingham MA 01702  
 Tel: 508-271-1311  
 Fax: 508-271-1146  
 E-mail: George\_Kontopidis@nmss.com  
 Website: www.nmscommunications.com

SlotOptimizer® 364G AdvancedMC™  
 Quad-Port Gigabit Ethernet Interface Card



- Four port 10/100/1000 Gigabit Ethernet NIC
- Compliant with AMC.1 PCI Express x8 to carrier
- Designed for ATCA applications requiring multiple ports directly connected to the processor blade
- Driver support for multiple OSs
- Designed for RoHS
- Key applications: SGSN, softswitch, etc.

www.interphase.com  INTERPHASE

RSC# 7201 @www.compactpci-systems.com/rsc

www.dyneng.com  
 Custom Designs  
 IndustryPack  
 PC/104 +  
 cPCI  
 PMC  
 PCI



**Dynamic Engineering**

RSC# 7202 @www.compactpci-systems.com/rsc

# PMC/AMC Showcase

Featuring the latest in PMC and AMC Mezzanine Card technology

For information on participating contact [info@pmcshowcase.com](mailto:info@pmcshowcase.com)

**CURTISS WRIGHT Controls**  
Embedded Computing



**Curtiss-Wright**

Phone: +49-2241-3989-0  
Fax: +49-2241-3989-10

**PGE2**  
Dual-Channel Gigabit Ethernet

- Single or Dual-port, Gigabit Ethernet (GigE) PMC
- Air-cooled (standard and extended versions) and conduction-cooled ruggedization
- Multi-network compatibility:
- 10/100/1000 BaseTX (auto-negotiation)
- 64KB FIFO buffer memory per port
- MAC/SERDES support
- 32/64-bit, 33/66 MHz PCI bus

Email: [sales@cwembedded.com](mailto:sales@cwembedded.com)  
Web: [www.cwembedded.com](http://www.cwembedded.com)



**NPMC-8E1/T1/J1**  
Low cost telecommunication module with eight E1/T1/J1 line interfaces

- PMC/PTMC module for E1/T1/J1 signaling and voice/data applications
- All eight E1/T1/J1 ports are available at front panel, H.110 bus available on P13
- Each line interface individually selectable as clock master or slave, clock can be sourced from or distributed to backplane bus
- OK1, VxWorks and LINUX Support

**N.A.T. GmbH**

Phone: +49-2241-3989-0  
Fax: +49-2241-3989-10

Email: [sales@nateurope.com](mailto:sales@nateurope.com)  
Web: [www.nateurope.com](http://www.nateurope.com)



**NPMC-DSP**  
Cost efficient octal "Blackfin" DSP PTMC module with H.110 access

- PMC/PTMC module for voice/data applications, i.e. in signaling or VoP environments
- Eight ADSP-BF53P Blackfin DSPs operating at 350 MHz
- Optimized design for parallel handling of TDM data of all timeslots
- OK1, VxWorks and LINUX Support

**N.A.T. GmbH**

Phone: +49-2241-3989-0  
Fax: +49-2241-3989-10

Email: [sales@nateurope.com](mailto:sales@nateurope.com)  
Web: [www.nateurope.com](http://www.nateurope.com)



**NPMC-STM1**  
Cost efficient octal "Blackfin" DSP PTMC module with H.110 access

- PMC/PTMC module for SONET and SDH applications
- Two OC-3/STM-1 interfaces (single or multi-mode) for monitoring and simulation
- Full switching capabilities of any individual DS0 by onboard H.110 controller
- Support for Automatic Protection Switching
- VxWorks and Linux Support

**N.A.T. GmbH**

Phone: +49-2241-3989-0  
Fax: +49-2241-3989-10

Email: [sales@nateurope.com](mailto:sales@nateurope.com)  
Web: [www.nateurope.com](http://www.nateurope.com)

**ARVOO**



**leonardo PMC64-CL**  
Video Processor PMC

- The leonardo PMC64-CL video processor PMC Mezzanine board acquires CameraLink digital video (24 bit data at 66 MHz pixel clock max). The board is equipped with a 64 bit, 66 MHz PCI bus master to support streaming video functionality for demanding applications in industrial, medical, military and security applications. Available for extended temperature range. OS support for Windows, Linux, RTLinux and QNX. For more information, [www.arvoo.com](http://www.arvoo.com)

**ARVOO Imaging Products**

Phone: +31-348-413897  
Fax: +31-348-417242

Email: [sales@arvoo.com](mailto:sales@arvoo.com)  
Web: [www.arvoo.com](http://www.arvoo.com)

**INTERPHASE**

**iSPAN® 3639 AdvancedMC™**  
T1/E1/J1 Controller

- 4 or 8 port T1/E1/J1 controller
- AMC.1 PCIe and AMC.2 GigE compliant
- Multi-protocol software capability, including SS7
- Designed for RoHS
- Applications: HLR, SG, SGSN, MG, etc.

**Interphase Corporation**

Phone: (800) FASTNET  
Fax: (214) 654-5500

Email: [fastnet@iphase.com](mailto:fastnet@iphase.com)  
Web: [www.interphase.com](http://www.interphase.com)

**4DSP**  
FOR DIGITAL SIGNAL PROCESSING  
DESIGN & SYSTEM INTEGRATION



**4DSP-FM480**  
Virtex-4 PMC/PMC-X DSP accelerator

- Virtex-4 device: SX55, LX80, LX100 or LX160
- Memory: 256MB DDR2 SDRAM, 4 QDR2 SRAM banks, 256Mb flash
- Front Panel I/O daughter card (FPDP, LVDS, A/D, D/A, 1GB DDR2 SDRAM, etc.)
- Conduction Cooled (optional)
- Software support package for Linux, VxWorks

**4DSP Inc.**

Phone: (775) 830-2059  
Fax: (775) 624-2501

Email: [sales@4dsp.com](mailto:sales@4dsp.com)  
Web: [www.4dsp.com](http://www.4dsp.com)

**Astek**

**A3803-PMC**  
Serial Attach SCSI (SAS) Host Bus Adapter (HBA)

- 8-port SAS to 64-bit PCI-X PMC host board adapter
- Supports 3Gbps & 1.5 Gbps SAS and SATA
- Drivers available for Windows, Linux, Netware, Solaris and VxWorks.
- Integrated RAID for mirroring (RAID 1) and striping (RAID 0).
- 2.4 GBytes of aggregated I/O port bandwidth with full duplex capability.

**Astek Corporation**

Phone: (866) 427-8351 x100  
Fax: (719) 260-1668

Email: [sales@astekcorp.com](mailto:sales@astekcorp.com)  
Web: [www.astekcorp.com](http://www.astekcorp.com)

**EMBEDDED PLANET**



**EP425M**  
XScale PrPMC/PT4MC

- XScale IXP425 at up to 533MHz
- Up to 32MB Flash, 256MB SDRAM
- Dual GigE, RS-232, USB 1.1 Device
- I2C EEPROM, Temp. Sensor, RTC
- Linux, INTEGRITY, VxWorks BSP
- PlanetCore firmware suite


**Embedded Planet**

Phone: (216) 245-4180  
Fax: (216) 292-0561


Email: [info@embeddedplanet.com](mailto:info@embeddedplanet.com)  
Web: [www.embeddedplanet.com](http://www.embeddedplanet.com)

Company Name	Carriers										Mezzanines							Website				
	AdvancedMC	IP	IP (Intel.)	M-Module	PC/104	PC-MIP	PMC	PMC (Intelligent)	TIM	Other	CCPMC	IP	M-Module	PC-MIP	PCI-X	PrAMC	PrPMC		PTMC	Switched fabric	XMC	Other
4DSP							•										•			•		<a href="http://www.4dsp.com">www.4dsp.com</a>
AcQ InduCom				•																	•	<a href="http://www.acq.nl">www.acq.nl</a>
Acromag	•																					<a href="http://www.acromag.com">www.acromag.com</a>
ACS-Tech 80	•																					<a href="http://www.acs-tech80.com">www.acs-tech80.com</a>
ACT/Technico							•		•								•					<a href="http://www.acttechnico.com">www.acttechnico.com</a>
Actis	•										•						•					<a href="http://www.actis-computer.com">www.actis-computer.com</a>
Aculab									•													<a href="http://www.aculab.com">www.aculab.com</a>
Adas									•													<a href="http://www.adas.fr">www.adas.fr</a>
Adcom														•								<a href="http://www.adcomtec.com">www.adcomtec.com</a>
ADLINK Technology							•															<a href="http://www.adlinktech.com">www.adlinktech.com</a>
AdvancedIO Systems																				•		<a href="http://www.advancedio.com">www.advancedio.com</a>
Advantech							•		•													<a href="http://www.advantech.com">www.advantech.com</a>
Alphi Technology	•	•																				<a href="http://www.alphitech.com">www.alphitech.com</a>
AMCC																		•				<a href="http://www.amcc.com">www.amcc.com</a>
American Portwell			•																			<a href="http://www.portwell.com">www.portwell.com</a>
Artesyn Communication							•								•	•	•					<a href="http://www.artesyncp.com">www.artesyncp.com</a>
AudioCodes											•											<a href="http://www.audiocodes.com">www.audiocodes.com</a>
BiRa	•																					<a href="http://www.bira.com">www.bira.com</a>
Brandywine Communications										•												<a href="http://www.brandywinecomm.com">www.brandywinecomm.com</a>
Brooktrout									•													<a href="http://www.brooktrout.com">www.brooktrout.com</a>
BWI			•				•															<a href="http://www.bwi.com">www.bwi.com</a>
C&H Technologies	•		•																			<a href="http://www.chtech.com">www.chtech.com</a>
Carlo Gavazzi CS							•															<a href="http://www.gavazzi-computing.com">www.gavazzi-computing.com</a>
Centralp Automatismes							•															<a href="http://www.centralp.com">www.centralp.com</a>
CES	•						•										•					<a href="http://www.ces.ch">www.ces.ch</a>
Comtech AHA Corporation														•								<a href="http://www.aha.com">www.aha.com</a>


**iNAV® 31K AdvancedMC Carrier Card**



- Flexible AMC carrier card offering both PCI Express (AMC.1) and Gigabit Ethernet (AMC.2) interconnect with control processor
- Four full-height AMC sites with dual Gigabit Ethernet to each site
- Support for RTM
- Designed for RoHS
- Key applications: MG, BSC, RNC, etc.

[www.interphase.com](http://www.interphase.com)  **INTERPHASE**

RSC# 7401 @www.compactpci-systems.com/rsc

 **EP8548A PowerQUICC III AMC**

Join the TCA Revolution Today



Evaluate and Deploy Serial RapidIO, Gigabit Ethernet, and PCI Express. Includes Linux support for rapid development.


Contact Us to Find Out How:  
[www.embeddedplanet.com](http://www.embeddedplanet.com)

RSC# 7402 @www.compactpci-systems.com/rsc

**iSPAN® 3632C AdvancedMC™ Quad-Port Channelized OC-3/STM-1 Interface Processor**

Four port channelized OC-3/STM-1 module

- Support for DSO channels and subrate processing
- Support for subrate flows at 8, 16, and 32 Kb/s
- iTDM/SFP processing for up to 8064 DSO channels
  - Up to 100 iTDM/SFP flows
  - Up to 512 DSO channels per flow
- Gigabit Ethernet interface to carrier
- Designed for RoHS
- Key applications: MG, BSC, RNC, etc.


[www.interphase.com](http://www.interphase.com)  **INTERPHASE**

RSC# 7403 @www.compactpci-systems.com/rsc

Company Name	Carriers										Mezzanines										Website	
	AdvancedMC	IP	IP (Intel.)	M-Module	PC/104	PC-MIP	PMC	PMC (Intelligent)	TIM	Other	CCPMC	IP	M-Module	PC-MIP	PCI-X	PrPMC	PrPMC	PTMC	Switched fabric	XMC		Other
Concurrent Technologies						•	•	•		•												www.gocct.com
CorEdge Networks, Inc.	•																					www.coredgenetworks.com
Critical I/O							•															www.criticalio.com
Curtiss-Wright Embedded		•					•															www.cwembedded.com
DRS							•															www.drs.com
DSS Networks															•		•					www.dssnetworks.com
Dynamic Engineering		•					•															www.dyneng.com
EKF-Electronik						•			•				•									www.ekf.de
Embedded Planet																•	•	•				www.embeddedplanet.com
esd																	•					www.esd-electronics.com
EuroTech							•															www.eurotech.it
Evergreen Group							•															www.evergreengrp.com
Extreme Engineering							•	•		•						•				•		www.xes-inc.com
GD California										•												www.gdca.com
GE Fanuc Automation							•								•		•					www.gefanuc.com/embedded
General Micro Systems							•															www.gms4vme.com
GESPAC										•												www.gespac.ch
GNP										•												www.gnp.com
Hilscher Gesellschaft							•															www.hilscher.com
Inducom Systems												•										www.acq.nl
Innovative Integration							•															www.innovative-dsp.com
Inova										•												www.inova-computers.de
Intel							•															www.intel.com
Interface Concept							•										•					www.interfaceconcept.com
Interphase	•						•											•				www.interphase.com

Continued on page 76

**iSPAN® 3639 AdvancedMC™ T1/E1/J1 Communications Controller**



- High performance 4/8 port T1/E1/J1 integrated communications controller
- Leading-edge multi-protocol software capability, including SS7
- Compliant with AMC.1 PCI Express and AMC.2 Gigabit Ethernet to carrier
- Designed for RoHS
- Key applications: HLR, SG, SGSN, MG, etc.

www.interphase.com **INTERPHASE**

RSC# 7501 @www.compactpci-systems.com/rsc

**www.dyneng.com**

**Custom Designs IndustryPack**

**PC/104 + cPCI PMC PCI**




**Dynamic Engineering**

RSC# 7502 @www.compactpci-systems.com/rsc

Looking for the right spot?

**PrPMCs**



- ✓ Features: (Reconfigurable, User-Programmable FPGAs)
- ✓ Three Grades: (Commercial, Ruggedized Air-Cooled & Ruggedized Conduction-Cooled)
- ✓ BSP Support: (LynxOS®, VxWorks®, Integrity® & Linux®)

... and so much more

**CES** *We've got what you're looking for!*

CREATIVE ELECTRONIC SYSTEMS **www.ces.ch**

RSC# 7503 @www.compactpci-systems.com/rsc

Company Name	Carriers										Mezzanines							Website				
	AdvancedMC	IP	IP (Intel.)	M-Module	PC/104	PC-MIP	PMC	PMC (Intelligent)	TIM	Other	CCPMC	IP	M-Module	PC-MIP	PCI-X	PrAMC	PrPMC		PTMC	Switched fabric	XMC	Other
Kane Computing																	•					www.kanecomputing.com
Kontron							•									•						www.kontron.com
MAX Technologies			•																			www.maxt.com
MEN Micro				•		•							•									www.menmicro.com
Mercury Computer Systems													•				•					www.mc.com
Motorola																	•					www.motorola.com/computing
N.A.T.							•	•									•	•				www.nateurope.com
National Instruments							•			•												www.ni.com
Odin TeleSystems																	•					www.OdinTS.com
Parsec							•															www.parsec.co.za
PCI Embedded										•												www.pcisystems.com
Pentek																	•					www.pentek.com
Performance Technologies		•					•											•				www.pt.com
Pigeon Point Systems	•																					www.pigeonpoint.com
Precision Communications					•	•																www.precisioncomm.com
Prodrive																	•					www.prodrive.nl
RadiSys Corp							•										•					www.radisys.com
Radstone Embedded Computing							•			•	•											www.radstone.com
RT Logic!																	•					www.rtlogic.com
Sabtech Industries							•															www.sabtech.com
SANBlazeTechnology							•															www.sanblaze.com
SBE							•											•				www.sbei.net
SBS Technologies		•				•	•				•		•		•	•						www.sbs.com
SEAKR Engineering											•											www.seakr.com
Spectrum Signal Processing							•															www.spectrumsignal.com
Sundance									•								•					www.sundance.com

**iSPAN® 3676 AdvancedMC™ Single/ Dual OC-3/STM-1 AMC**

*Dual OC-3/STM-1 ATM NIC Module*

- Supports operation for either single or dual active ports
- Supports ATM cells over SONET/SDH
- Software driver support for Linux® and other OSs
- Support for 1+1 APS available on both active ports
- Designed for RoHS
- Key applications: SGSN, GGSN, OAM platforms, etc.

www.interphase.com **INTERPHASE**

RSC# 7601 @www.compactpci-systems.com/rsc

**iSPAN® 3650 AdvancedMC™ Quad OC-3/STM-1 Dual Interworking Card**


*Four port OC-3/STM-1 or one port OC-12/STM-4 module*

- Compliant with AMC.1 PCI Express and AMC.2 Gigabit Ethernet to carrier
- Support for AAL0, AAL2, and AAL5
- Leading-edge multi-protocol software capability
- Designed for RoHS
- Key applications: RNC, SGSN, MG, etc.

www.interphase.com **INTERPHASE**

RSC# 7602 @www.compactpci-systems.com/rsc

**iSPAN® 4576 PMC ATM OC-3/STM-1 Interface Card**




- High performance one port ATM OC-3/STM-1 PMC
- Software support for VxWorks®, Solaris™, and Linux®
- 1+1 Automatic Protection Switching (APS) for path guarantees
- Support for ATM AAL5/AAL0 operation
- Key applications: SGSN, OAM&P, RNC, etc.

www.interphase.com **INTERPHASE**

RSC# 7603 @www.compactpci-systems.com/rsc

Company Name	Carriers										Mezzanines								Website			
	AdvancedMC	IP	IP (Intel.)	M-Module	PC/104	PC-MIP	PMC	PMC (Intelligent)	TIM	Other	CCPMC	IP	M-Module	PC-MIP	PCI-X	PrAMC	PrPMC	PTMC		Switched fabric	XMC	Other
Surf Communication																		•				<a href="http://www.surf-com.com">www.surf-com.com</a>
Technobox							•			•							•				•	<a href="http://www.technobox.com">www.technobox.com</a>
Tecnint											•											<a href="http://www.tecnint.it">www.tecnint.it</a>
TEK Microsystems							•															<a href="http://www.tekmicro.com">www.tekmicro.com</a>
TeraChip																			•			<a href="http://www.tera-chip.com">www.tera-chip.com</a>
TEWS Technologies		•					•	•				•					•					<a href="http://www.tews.com">www.tews.com</a>
Thales							•						•									<a href="http://www.thalescomputers.com">www.thalescomputers.com</a>
Traquair Data Systems									•													<a href="http://www.traquair.com">www.traquair.com</a>
Valley Technologies																	•					<a href="http://www.valleytech.com">www.valleytech.com</a>
Varisys Ltd							•										•					<a href="http://www.varisys.co.uk">www.varisys.co.uk</a>
VMETRO							•	•														<a href="http://www.transtech-dsp.com">www.transtech-dsp.com</a>
Wind River							•															<a href="http://www.windriver.com">www.windriver.com</a>
Wolf Industrial Systems							•															<a href="http://www.wolf.ca">www.wolf.ca</a>
Xalyo Systems																		•				<a href="http://www.xalyo.com">www.xalyo.com</a>
Zephyr Engineering							•										•					<a href="http://www.zpci.com">www.zpci.com</a>




## Simon Industries

# When Every Day Presents an Extreme Environment

**Conduction-Cooled Heat Frames:**  
**Simon Industries is the One-Stop Solution**

- complete frame or system design
- 3D solid modeling
- thermal modeling using FEA & CFD
- 2D & 3D assembly drawings
- turn-key manufacturing from proto-type to high volume production



**Precision Machining & Design Services**

[919] 469 2004 ph      1003 Morrisville Parkway  
 [919] 469 2827 fax      Suite 100  
 [800] 568 0339 toll free      Morrisville, NC 27560  
[www.simonindustries.com](http://www.simonindustries.com)      [www.simonindustries.com](http://www.simonindustries.com)

photo courtesy US Army

RSC# 77 @[www.compactpci-systems.com/rsc](http://www.compactpci-systems.com/rsc)

# SHB Express: The next big thing in passive backplanes and slot boards



By *Jim Renehan*

*Did you know that the origins of PICMG began with several companies coming together to develop the first open standard for industrial computers using slot boards and passive backplanes? The industry standard that resulted from this initial specification effort was called PICMG 1.0, which set the stage for many new and exciting developments in passive backplane and slot board technology.*

As new technologies and standards evolved, the terms *passive backplanes* and *slot boards* came to mean different things to different people. For our purposes, we will restrict the use of the term *slot board* to describe Single Board Computers (SBCs) or System Host Boards (SHBs) that use edge connectors to plug into backplanes (passive or otherwise) used in PICMG 1.3 or SHB Express systems. In this article we'll focus on SHB Express systems and discuss applications, market size, and the technology differences of PICMG 1.0, 1.2, and 1.3 (PICMG 1.x) slot board SBCs/SHBs and backplanes.

Slot board SBCs and backplanes cover a broad range of applications in diverse markets such as military/aerospace, industrial automation, communications, medical, and instrumentation. The major advantage of PICMG 1.x SBCs and backplanes is that these systems effectively support multiple option board slots (PCI Express, PCI-X, PCI, and ISA), fast Mean Time To Repair (MTTR) and flexible backplane slot configurations. One of the distinct advantages offered by PICMG 1.x systems is the ability to take advantage of the plethora of commercially available off-the-shelf plug-in option boards. Choices abound in the types of option boards available to meet various system design requirements. The numbers and choices of option boards available in the slot board form factor will keep PICMG 1.x system implementation options viable for the foreseeable future. Figure 1 illustrates a "typical" chassis populated with a PICMG 1.3 system host board and a

backplane with PCI Express, PCI-X, and PCI option board slots.

The slot board SBC and passive backplane market is a diverse and constantly evolving market. You may find that surprising given all the attention focused on newer PICMG 2.x and PICMG 3.x technologies. That's understandable because it's easy to get excited about new specifications and markets, and bypass the tried and true technologies represented by PICMG 1.x.

Several market studies state that growth for PICMG 1.x products has remained steady and should continue that way over the next several years. Figure 2 illustrates a respectable growth rate for PICMG 1.x products from 2004 through 2008. In the base year of 2004, total US market shipments for PICMG 1.x SBC/SHBs and backplanes were likely around the \$218 million mark, with 2008 shipments estimated to grow to \$270 million. Granted this isn't the "billions and billions" of




Figure 1

PICMG 1.x Slot SBC/SHBs and Backplanes Market Shipments

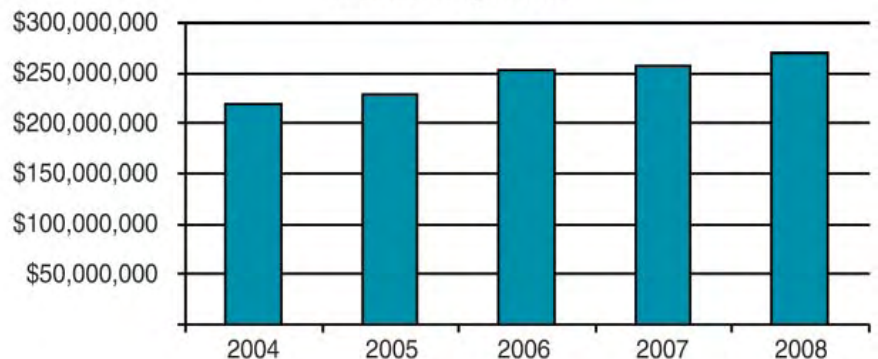


Figure 2

dollars associated with other technology markets, but these are “real” numbers based on years of shipping data and market observations. When comparing board-only shipping data, PICMG 1.x products represent a respectable portion of 2004 embedded computing shipments.

SHB Express/PICMG 1.3 represents the latest innovation in the PICMG 1.x market. SHB Express is a new industry standard, recently adopted by the PICMG membership, and replaces the PCI/ISA, PCI-X parallel bus single board computer-to-backplane interfaces used in PICMG 1.0 and 1.2 with PCI Express serial interconnects. Figure 3 shows the evolution of PICMG 1.x slot board to backplane interconnects.



PCI/ISA Interfaces - PICMG 1.0



PCI-X/PCI-X Interfaces - PICMG 1.2



PCI Express Interfaces - PICMG 1.3

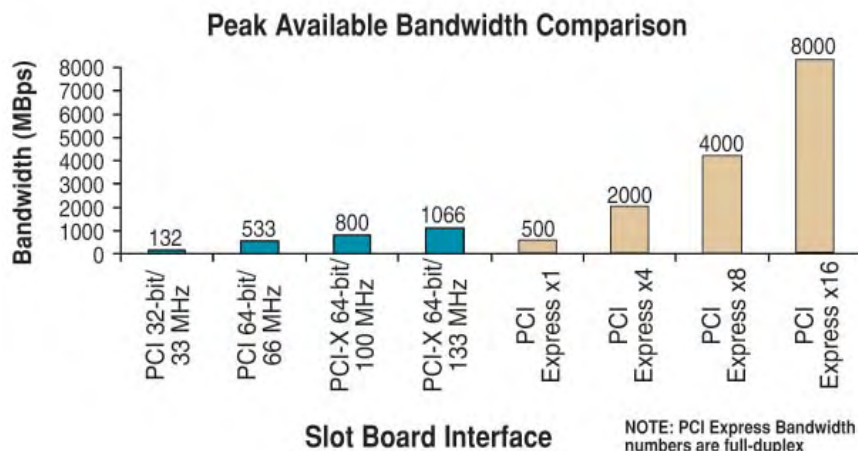
**Figure 3**

With the speed of today’s processors and chipsets the data bottlenecks tend to be moving out to the peripheral I/O. The PICMG 1.0 standard defines PCI/ISA parallel bus interconnects between the single board computer and backplane. PICMG 1.2 increased the data throughput speed between the SBC and backplane by replacing the ISA parallel bus with the PCI-X parallel bus. This helped the data bottleneck issue a little bit but did not address the root cause of the problem: parallel bus technology. PICMG 1.3 addresses the inherent limitation of parallel bus technology by replacing the PCI/ISA and PCI-X/PCI-X interfaces with multiple, scalable, full-duplex, PCI

Express links between the system host board and the backplane. The term SHB was used in developing the PICMG 1.3 specification in order to make a clean break between the parallel bus technology of PICMG 1.0 and the scalable serial interface technology offered by PICMG 1.3. Functionally speaking the SBC and SHB accomplish the same basic tasks in their respective PICMG 1.0, 1.2, and PICMG 1.3 systems. Often the terms SHB and SBC

are used interchangeably. Figure 4 compares the peak available bandwidth capabilities of PCI/PCI-X parallel bus interfaces and PCI Express (Gen. 1).

The PICMG 1.3 specification defines some interesting features that can be implemented by the compatible SHBs and backplanes. Optional I/O can be routed through the SHB’s edge connector C and down to the backplane in order to



**Figure 4**

**A-TCA.COM**  
Your Resource for Everything  
AdvancedTCA, AdvancedMC & MicroTCA

RSC# 79 @www.compactpci-systems.com/rsc

decrease MTTR by moving some cable connections from the SHB down to the backplane. The optional I/O capabilities defined in the specification include:

- Four USB
- Dual SATA
- Dual 10/100/1000BASE-T Ethernet

Soft power control implementations in PICMG 1.0 and 1.2 systems were always a bit tricky. SHB Express addresses this inherent limitation by defining Advanced Configuration and Power Interface (ACPI) functionality support in the specification. An SHB Express system can support various soft power control/wake states associated with the ACPI control signals.

The SHB Express specification also defines Intelligent Platform Management Interface (IPMI) and Geographic Addressing (GA) signal placements on the SHB's edge connector. These signals could be utilized in a PICMG 1.3 system to implement advanced system functions like IPMI and Hot Swap in a slot board

and passive backplane system. This represents a future capability since today's slot boards do not typically support IPMI and GA. Typically, this functionality has been restricted to AdvancedTCA systems, but SHB Express puts the "hooks" in place to support this key system capability in the PICMG 1.3 form factor.

One of the design advantages of PCI Express is that far fewer signal pins are required than older ISA/PCI/PCI-X parallel interfaces. This allows us to provide additional edge connector contacts for SHB power and signal grounds. The net result is that we can have the +12 V auxiliary power cable(s) plug into the PICMG 1.3 backplane and route the power signals and grounds over to the SHB edge connector slot. This new capability simplifies the power cable connections and helps decrease MTTR by moving the power connectors off the SHB and down to the backplane.

The SHB Express specification is very flexible in terms of PCI Express imple-

mentations. The specification allows for up to 20 PCI Express links between the SHB and backplane. These links can be configured in a variety of different ways. The number and type of PCI Express links routed from the SHB to the backplane is largely dependent on the type of chipset used on the SHB.

#### Graphics class and server class

SHB Express system host boards and backplanes fall into two broad categories: Graphics Class and Server Class. A graphics-class SHB has one x16 and either one x4 or four x1 PCI Express electrical connections to the backplane. Graphics-class backplanes have one PCI Express option board slot "plumbed" with a x16 electrical interface and several x1 board slots or one x4 slot.

Server-class SHBs and backplanes are designed to maximize the number of high-bandwidth PCI Express connections. A typical server-class SHB may have a combination of x8 and x4 links routed to the backplane. The PCI Express board

## PXI BASED BOARD TESTERS

## NAVATEK ENGINEERING CORP.

### NT5000 CPU Commander™ PXI Board Test and Repair System

The revolutionary NT5000 CPU Commander™ test systems offer a unique set of powerful capabilities:

- PXI Based emulative board test system for troubleshooting processor based boards.
- Direct replacement for **Fluke 9010A** and **9100** or Summation Sigma EMX10 board testers.
- Comprehensive 'dead kernel' diagnostics.
- Windows graphical user interface for interactive mode with built-in macro language - no assembly language or programming required.
- High level functions: Boot, Bus Test, RAM Test, ROM Test, Read, Write.
- Includes DLL's and instrument drivers for programming support and system integration.
- Single configuration supports all processor types and speeds.
- Logic probe available for node level diagnostics.
- Available in both 3U and 6U PXI, PCI or USB formats.
- Priced far below any comparable system on the market.

Navatek Engineering Corp. specializes in advanced digital board testers and troubleshooting tools for processor based boards. The NT5000 CPU Commander™ is available for both PXI and PCI based test systems.



**SOLVE YOUR TEST PROBLEMS TODAY, CONTACT:**

**Navatek Engineering Corporation**

Phone: (949) 888-2222

Email: [sales@navatek.com](mailto:sales@navatek.com)

Fax: (949) 635-3141

Web: <http://www.navatek.com>



RSC# 80 @[www.compactpci-systems.com/rsc](http://www.compactpci-systems.com/rsc)

slots on a server-class backplane are electrically configured as x8 or x4 slots.

The PCI Express option board slots on any PICMG 1.3 backplane may mechanically support boards with interfaces greater than that which is electrically supported. In most cases, PCI Express's auto-negotiation capability will automatically establish communication between the SHB and the option board. Link configuration straps between the PCI Express backplane board slots and the SHB are defined in the specification for system host board designs that may not support the auto-negotiation capability.

With available bridge technology, SHB Express backplanes and SHBs support PCI Express, PCI-X, and PCI option boards. Believe it or not, there is still a demand to support ISA slots on the backplane, which can be accomplished with the use of PCI-to-ISA bridge technology. However, the cost justification of migrating an older board technology to a newer

technology can be prohibitive. Figure 5 shows two examples of PICMG 1.3 backplane designs.

### Conclusion

The only sure bet in the world of technology is change, and the SHB Express specification is built to support this reality. The PCI Express technology that you can purchase on the open market today supports the Gen 1 implementation of PCI Express with its signal frequency of 2.5 gigabits per second (Gbps) per lane and per direction. Option boards and chipsets will soon be available with PCI Express Gen 2 with double the signaling frequency. Advanced Switching adds additional functionality to the PCI Express protocol layers to enable advanced fabric network capability. When developing the SHB Express specification, the PICMG 1.3 Technical Subcommittee took these upcoming technology advancements into consideration. As a result, SHB Express supports both current and future iterations of PCI Express technology, including Advanced

Switching. The good news is that SHB Express products support past, present, and future slot board technologies while enabling a seamless and cost-effective transition to PCI Express and Advanced Switching.

*Jim Renahan is director of marketing for Trenton Technology and has held various application engineering and product management positions in the industrial automation and embedded computing industries. Jim holds a BS in Industrial Education and Technology from Iowa State University.*

To learn more, contact Jim at:

**Trenton Technology**  
 2350 Centennial Drive  
 Gainesville, GA 30504  
 Tel: 770-287-3100  
 Fax: 770-287-3150  
 E-mail: jrenehan@trentontechnology.com  
 Website: www.trentontechnology.com

Graphics-Class PICMG 1.3 Backplanes

Server-Class PICMG 1.3 Backplanes

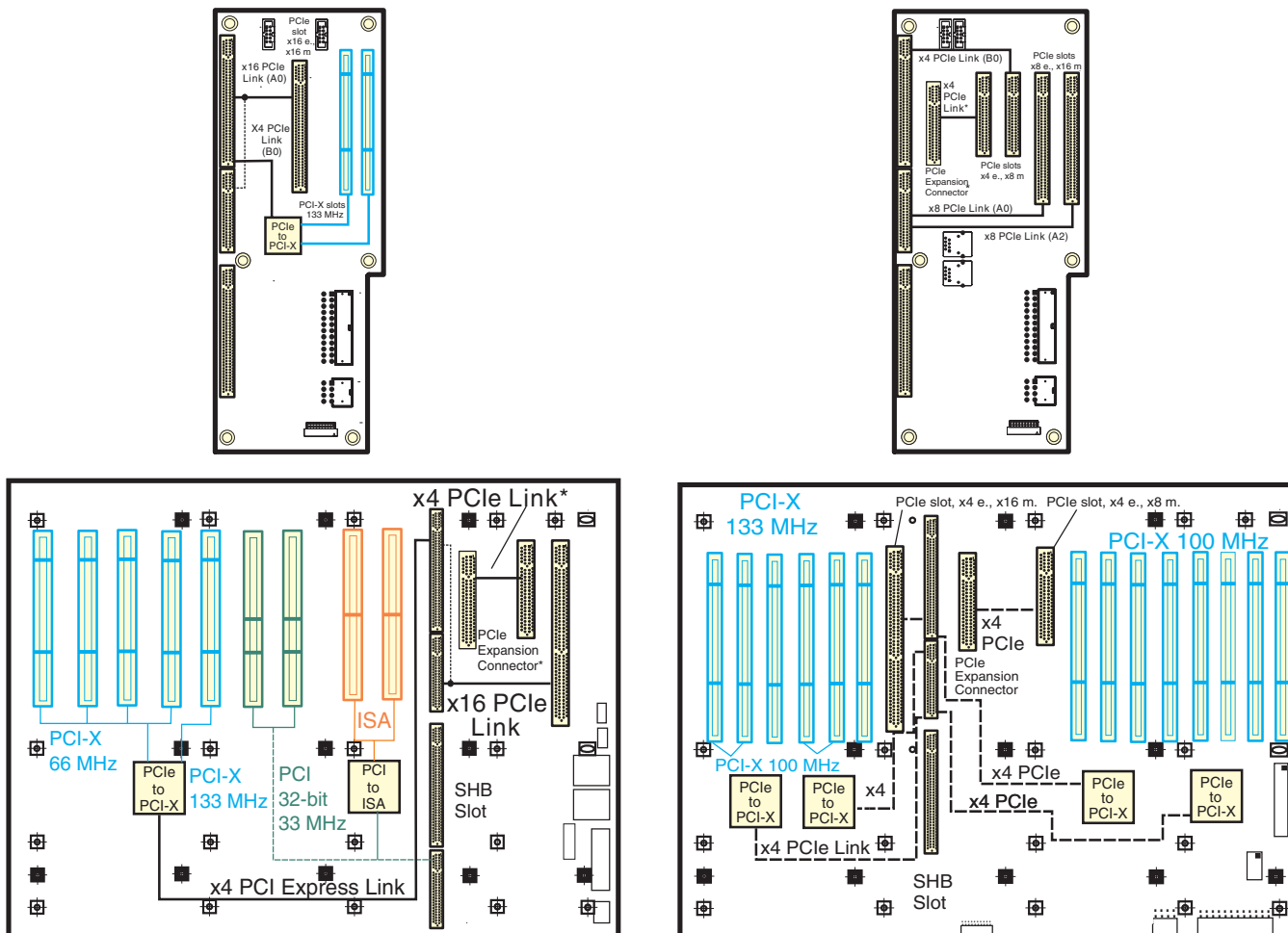


Figure 5

Company Name	Bridge							Chips and Cores										DSP resource boards											
	cPCI-to-cPCI	cPCI-to-PCI	cPCI-to-VMEbus	PCI-to-PCI	PCI-to-PXI	PCI-to-VMEbus	Processor-to-PCI	VME-to-PCI	Other	ARM	Bridging	Bus interface	DSP	FPGA	IP	Media SoC	MIPS	Pentium	Power	PowerPC	Other	CompactPCI	IndustryPack	M-Module	PC/104	PCI/ISA	PMC	Resource boards	TIM
4DSP													•									•					•		
AcQ InduCom																						•							
Acqiris																													
Acromag													•																
ACT/Technico																													
Actel													•																
Actis																													
Aculab																							•						
Adas																												•	
Adcom																													
ADDI-DATA																													
ADLINK Technology					•	•										•													
Advantech				•																									
Agere												•																	
Agilent													•																
AIM-USA																													
Aitech Defense Systems																													
Alacron																							•				•		
Alpha Data														•															
Alphi Technology																							•						
Altera Corporation														•															
Amtelco												•																	
Anatel																										•			
Andor Design																													
Annapolis Micro Systems																													
APW	•																												
Astec																													
Astek Corporation									•																				
ATTO Technology									•																				
Avnet Electronics Marketing														•															
Axiomtek																			•										
BiRa																													
BittWare													•										•				•	•	
Brandywine Communications																													
BVM																													
BWI																													
C&D Technologies																													
C&H Technologies																													
California Micro Devices												•																	
Carlo Gavazzi CS			•																										
Chrislin Industries																													
Cluster Labs																							•						
Commetrex																													
Computer Modules																													
Comtel Electronics																													
Comtrol																													
Concurrent Technologies																													
Conduant																													
Connect One Semiconductors										•																			
Continuous Computing																													•
Coreco Imaging																							•						

Continued on page 84

# BUYER'S GUIDE:

# A Truly Scalable Solution

SUNDANCE



## SMT300Q 6U cPCI carrier



SMT300Q 6U cPCI carrier with 4 Module sites; PXI compatible. Choose from a large selection of Sundance DSP, FPGA, ADC and DAC modules to tailor-make a solution for any application. High performance multi-DSP and FPGA solution with ADC modules up to 1GHz sampling rate. Can cascade multiple carriers to build systems with 100s of DSPs and FPGAs. On-board XDS-510 compatible JTAG Master.

## SMT300 3U cPCI carrier



The SMT300 is a single site module carrier with all the functionality of its larger relative the SMT300Q. This module is fully compatible with PXI standard. Like the SMT300Q, this carrier can be used for supporting multi-DSP, FPGA and DAQ solutions.

## SMT7008 cPCI C6416 Multi DSP System



This multi-DSP example system has full software support from CCS and 3L Diamond. Can be further expanded to include more DSPs, FPGAs and DAQ modules.

RSC# 83 @[www.compactpci-systems.com/rsc](http://www.compactpci-systems.com/rsc)

**SUNDANCE DIGITAL SIGNAL PROCESSING INC.**  
Tel: +1 775 827 3103 USA

**SUNDANCE MULTIPROCESSOR TECH. LTD.**  
Tel: +44 01494 793167 UK

**SUNDANCE ITALIA S.R.L.**  
Tel: +39 0185 385193 ITALY

[sales@sundance.com](mailto:sales@sundance.com) [www.sundance.com](http://www.sundance.com)

DSP	General										I/O					Memory			Website
Algorithm	Alternative	Board access.	Component-level	LVDS	PCMCIA/CardBus	PCMCIA/PC Card	Structured ASIC	System boards	Analog	Digital	FPGA	Industrial	Multifunction	Buffer	Flash	General purpose	Reflective		
																		<a href="http://www.4dsp.com">www.4dsp.com</a>	
																		<a href="http://www.acq.nl">www.acq.nl</a>	
																		<a href="http://www.acqiris.com">www.acqiris.com</a>	
																		<a href="http://www.acromag.com">www.acromag.com</a>	
																		<a href="http://www.acttechnico.com">www.acttechnico.com</a>	
																		<a href="http://www.actel.com">www.actel.com</a>	
																		<a href="http://www.actis-computer.com">www.actis-computer.com</a>	
																		<a href="http://www.aculab.com">www.aculab.com</a>	
																		<a href="http://www.adas.fr">www.adas.fr</a>	
																		<a href="http://www.adcomtec.com">www.adcomtec.com</a>	
																		<a href="http://www.addi-data.com">www.addi-data.com</a>	
																		<a href="http://www.adlinktech.com">www.adlinktech.com</a>	
																		<a href="http://www.advantech.com">www.advantech.com</a>	
																		<a href="http://www.agere.com">www.agere.com</a>	
																		<a href="http://www.agilent.com">www.agilent.com</a>	
																		<a href="http://www.aim-online.com">www.aim-online.com</a>	
																		<a href="http://www.rugged.com">www.rugged.com</a>	
																		<a href="http://www.alacron.com">www.alacron.com</a>	
																		<a href="http://www.alpha-data.com">www.alpha-data.com</a>	
																		<a href="http://www.alphitech.com">www.alphitech.com</a>	
																		<a href="http://www.altera.com">www.altera.com</a>	
																		<a href="http://www.amtelco.com">www.amtelco.com</a>	
																		<a href="http://www.anatel.com">www.anatel.com</a>	
																		<a href="http://www.andorndesign.com">www.andorndesign.com</a>	
																		<a href="http://www.annapmicro.com">www.annapmicro.com</a>	
																		<a href="http://www.electronicssolutions.com">www.electronicssolutions.com</a>	
																		<a href="http://www.astec.com">www.astec.com</a>	
																		<a href="http://www.astekcorp.com">www.astekcorp.com</a>	
																		<a href="http://www.attotech.com">www.attotech.com</a>	
																		<a href="http://www.em.avnet.com">www.em.avnet.com</a>	
																		<a href="http://www.axiomtek.com">www.axiomtek.com</a>	
																		<a href="http://www.bira.com">www.bira.com</a>	
																		<a href="http://www.bittware.com">www.bittware.com</a>	
																		<a href="http://www.brandywinecomm.com">www.brandywinecomm.com</a>	
																		<a href="http://www.bvmltd.co.uk">www.bvmltd.co.uk</a>	
																		<a href="http://www.bwi.com">www.bwi.com</a>	
																		<a href="http://www.cd4power.com">www.cd4power.com</a>	
																		<a href="http://www.chtech.com">www.chtech.com</a>	
																		<a href="http://www.calmicro.com">www.calmicro.com</a>	
																		<a href="http://www.gavazzi-computing.com">www.gavazzi-computing.com</a>	
																		<a href="http://www.chrislin.com">www.chrislin.com</a>	
																		<a href="http://www.cluster-labs.com">www.cluster-labs.com</a>	
																		<a href="http://www.commetrex.com">www.commetrex.com</a>	
																		<a href="http://www.computermodules.com">www.computermodules.com</a>	
																		<a href="http://www.comtel-online.de">www.comtel-online.de</a>	
																		<a href="http://www.comtrol.com">www.comtrol.com</a>	
																		<a href="http://www.gocct.com">www.gocct.com</a>	
																		<a href="http://www.conduant.com">www.conduant.com</a>	
																		<a href="http://www.connectone.com">www.connectone.com</a>	
																		<a href="http://www.ccpu.com">www.ccpu.com</a>	
																		<a href="http://www.imaging.com">www.imaging.com</a>	

Company Name	Bridge							Chips and Cores										DSP resource boards											
	cPCI-to-cPCI	cPCI-to-PCI	cPCI-to-VMEbus	PCI-to-PCI	PCI-to-PXI	PCI-to-VMEbus	Processor-to-PCI	VME-to-PCI	Other	ARM	Bridging	Bus interface	DSP	FPGA	IP	Media SoC	MIPS	Pentium	Power	PowerPC	Other	CompactPCI	IndustryPack	M-Module	PC/104	PC/ISA	PMC	Resource boards	TIM
Curtiss-Wright Embedded		•																											
CyberResearch																													
Cyclone Microsystems																													
Data Design Corporation																													
Data I/O																													
Dataram																													
Datel																													
Delphi Engineering																													
DNA Enterprises						•																							
Domain Technologies																						•	•						
DRS																						•	•						
DSP Research																						•							
DSPCon																													
DSS Networks																													
D-TACQ Solutions																													
Dynamic Engineering									•															•					
EKF-Electronic																													
ELMA Electronic																													
esd																													
Eureka Technology						•					•	•																	
Evergreen Group																													
Extreme Engineering																													
Fairchild																													
Gage Applied Technologies																													
Galil Motion Control																													
GAO Research																													
GD California									•																				
GDA Technologies																•													
GE Fanuc Automation																													
General Micro Systems																													
General Standards																													
Geotest																													
GOEPEL electronic																													
Gompf Brackets																													
Graychip																													
Hartmann Elektronik																													
Hunt Engineering																													
ImageStream																													
Infineon																													
Innovative Integration																													
Inova																													
Integrated Device Technology																													
Intel																													
Interactive Circuits & Sys.																													
Interface Amita																													
Interphase																													
IOtech																													
Joerger Enterprises																													
Kaparel																													
KineticSystems Company																													
Kontron																													

Continued on page 86

# BUYER'S GUIDE:

# A Truly Scalable Solution

SUNDANCE



## SMT791 cPCI two channel ADC



Built on the SMT391 module this combination provides a two channel ADC sampling at 1GHz per channel with 8bits resolution.

## SMT787 cPCI Disk Storage Solution



This is an example unit made up of SMT300 carrier and SMT387 module with 'C6415 DSP; Virtex II VP20; SATA Link; and Rocket Serial Link (RSL). In this solution the DSP can directly write to or read from Serial ATA hard disk supporting a FAT32 filing system.

## SMT795 cPCI DSP



Based on SMT395 design, it offers a DSP resource with a 1GHz 64-bits C6416T DSP, Xilinx XC2VP20-6 Virtex II Pro FPGA, 256Mbytes of SDRAM and four RSL.

RSC# 85 @www.compactpci-systems.com/rsc  
**SUNDANCE DIGITAL SIGNAL PROCESSING INC.**  
 Tel: +1 775 827 3103 USA  
**SUNDANCE MULTIPROCESSOR TECH. LTD.**  
 Tel: +44 01494 793167 UK  
**SUNDANCE ITALIA S.R.L.**  
 Tel: +39 0185 385193 ITALY  
 sales@sundance.com www.sundance.com

DSP	General	I/O	Memory
Algorithm			
Alternative			
Board access.			
Component-level			
LVDS			
PCMCIA/CardBus			
PCMCIA/PC Card			
Structured ASIC			
System boards			
Analog			
Digital			
FPGA			
Industrial			
Multifunction			
Buffer			
Flash			
General purpose			
Reflective			

Website
www.cwembedded.com
www.cyberresearch.com
www.cyclone.com
www.datadesigncorp.net
www.dataio.com
www.dataram.com
www.datel.com
www.DelphiEng.com
www.dna-cs.com
www.domaintec.com
www.drs.com
www.dspr.com
www.dspcon.com
www.dssnetworks.com
www.d-tacq.co.uk
www.dyneng.com
www.ekf.de
www.elma.com
www.esd-electronics.com
www.eurekatech.com
www.evergreengrp.com
www.xes-inc.com
www.fairchildsemi.com
www.gage-applied.com
www.galilmc.com
www.gaoresearch.com
www.gdca.com
www.gdatech.com
www.gefanuc.com/embedded
www.gms4vme.com
www.generalstandards.com
www.geotestinc.com
www.goepel.com
www.bracket.com
www.graychip.com
www.hartmann-elektronik.de
www.hunteng.co.uk
www.imagestream.com
www.infineon.com
www.innovative-dsp.com
www.inova-computers.de
www.idt.com
www.intel.com
www.ics-ltd.com
www.interface-co.com
www.interphase.com
www.iotech.com
www.joergerinc.com
www.kaparel.com
www.kscorp.com
www.kontron.com

Company Name	Bridge										Chips and Cores										DSP resource boards								
	cPCI-to-cPCI	cPCI-to-PCI	cPCI-to-VMEbus	PCI-to-PCI	PCI-to-PXI	PCI-to-VMEbus	Processor-to-PCI	VME-to-PCI	Other	ARM	Bridging	Bus interface	DSP	FPGA	IP	Media SoC	MIPS	Pentium	Power	PowerPC	Other	CompactPCI	IndustryPack	M-Module	PC/104	PCI/ISA	PMC	Resource boards	TIM
Lattice Semiconductor Corporation																													
LAVA Computer Manufacturing																													
LSI Logic													•																
Lyrtech																							•						
Mango DSP																							•						
Measurement Computing																													
MEI																													
Meilhaus Electronic																													
Mellanox				•																		•							
MEN Micro																													
Mercury Computer Systems														•									•						
Merlin Electronics																													
Micro Memory																													
MIPS Technologies																	•												
Motorola																							•						
N.A.T.																													
Nallatech														•									•						
National																													
National Instruments		•		•																									
Netbricks		•																											
New Horizons Electronics														•															
NEXCOM International																													
NMS Communications																													
North Atlantic Industries																												•	
Nova Engineering																							•						
Octasic																												•	
Odin TeleSystems																												•	
ON Semiconductor																						•							
One Stop Systems								•																					
Orion Technologies																													
Parsec														•															
Pentek														•															
Performance Technologies																												•	
Pericom											•																		
PLDApplications												•																	
PLX Technology				•							•	•																	
Potenia Semiconductor																						•							
Precision Communications																													
Pulse																													
QinetiQ														•															
QuickLogic				•													•						•						
RadiSys Corp																													
Rapid Technology																													
Real-Time Digital																							•						
Reasearch Center "Module"																							•						
Red Rock Technologies																												•	
RF Engines Limited													•																
Rittal																													
RT Logic!																													
Rymic																													
Sanmina-SCI																													

Continued on page 88

# BUYER'S GUIDE:


# Flexible and Powerful Software

SUNDANCE



## SMT6050

Simulink® - Toolbox for DSP code generation and co-design



SMT6050 generates optimized C code from Simulink model and creates Target DSP code without needing to learn details of underlying hardware. SMT6050 adds functionality to MATLAB for interacting with running application on the DSP. While parts of application run on the host PC, the DSP can have access to the Matlab's powerful GUI.

## Diamond RTOS

with true support for Multi-DSP



Diamond provides the best tools for fast development of multi-processor DSP projects on systems using one or many C6000s. Compilation, linking and debugging are done using Texas Instruments' Code Composer Studio, to which Diamond adds a comprehensive framework for multi-processor software development.

## GDD600 & GDD8000



**GDD600** Floating Point computation on Fixed Point TMS320C6000. A set of over 100 functions and macros for DSP operations like FFT, Fast Hartley Transform, FIR/IIR filters, vector, complex number arithmetic, and data conditioning (spectral windows). These are performed on the IEEE-754 Floating Point format. A set of data conversions functions is available to convert FP data to/from integer and Q15 fixed-point formats. Unlike other libraries in the market all GDD libraries are fully interruptible and re-entrant. With a single instance of any function linked in, all application threads can make a call to it simultaneously.

**GDD8000** Hand coded EISPACK library for solving eigenvalue/eigenvector problems on TMS320C6000. The library is a set of about 100 functions and macros that find a solution to a linear algebraic eigensystems with various matrices, real or complex, general, band, symmetric or Hermitian. All or selected eigenvalues and eigenvectors can be computed. Several types of matrix decompositions like SYD or QR are performed by the library functions.

RSC# 87 @www.compactpci-systems.com/rsc

**SUNDANCE DIGITAL SIGNAL PROCESSING INC.**  
Tel: +1 775 827 3103 USA

**SUNDANCE MULTIPROCESSOR TECH. LTD.**  
Tel: +44 01494 793167 UK

**SUNDANCE ITALIA S.R.L.**  
Tel: +39 0185 385193 ITALY

sales@sundance.com www.sundance.com

DSP	General	I/O	Memory
Algorithm			
Alternative			
Board access.			
Component-level			
LVDS			
PCMCIA/CardBus			
PCMCIA/PC Card			
Structured ASIC			
System boards			
Analog			
Digital			
FPGA			
Industrial			
Multifunction			
Buffer			
Flash			
General purpose			
Reflective			

Website
<a href="http://www.latticesemi.com">www.latticesemi.com</a>
<a href="http://www.lavalink.com">www.lavalink.com</a>
<a href="http://www.lsillogic.com">www.lsillogic.com</a>
<a href="http://www.lyrtech.com">www.lyrtech.com</a>
<a href="http://www.mangodsp.com">www.mangodsp.com</a>
<a href="http://www.measurementcomputing.com">www.measurementcomputing.com</a>
<a href="http://www.motioneng.com">www.motioneng.com</a>
<a href="http://www.meilhaus.com">www.meilhaus.com</a>
<a href="http://www.mellanox.com">www.mellanox.com</a>
<a href="http://www.menmicro.com">www.menmicro.com</a>
<a href="http://www.mc.com">www.mc.com</a>
<a href="http://www.merlinelectronics.com">www.merlinelectronics.com</a>
<a href="http://www.micromemory.com">www.micromemory.com</a>
<a href="http://www.mips.com">www.mips.com</a>
<a href="http://www.motorola.com/computing">www.motorola.com/computing</a>
<a href="http://www.nateurope.com">www.nateurope.com</a>
<a href="http://www.nallatech.com">www.nallatech.com</a>
<a href="http://www.national.com">www.national.com</a>
<a href="http://www.ni.com">www.ni.com</a>
<a href="http://www.netbricks.net">www.netbricks.net</a>
<a href="http://www.nuhorizons.com">www.nuhorizons.com</a>
<a href="http://www.nexcom.com">www.nexcom.com</a>
<a href="http://www.nmscommunications.com">www.nmscommunications.com</a>
<a href="http://www.naii.com">www.naii.com</a>
<a href="http://www.nova-eng.com">www.nova-eng.com</a>
<a href="http://www.octasic.com">www.octasic.com</a>
<a href="http://www.OdinTS.com">www.OdinTS.com</a>
<a href="http://www.onsemi.com">www.onsemi.com</a>
<a href="http://www.onestopsystems.com">www.onestopsystems.com</a>
<a href="http://www.otisolutions.com">www.otisolutions.com</a>
<a href="http://www.parsec.co.za">www.parsec.co.za</a>
<a href="http://www.pentek.com">www.pentek.com</a>
<a href="http://www.pt.com">www.pt.com</a>
<a href="http://www.pericom.com">www.pericom.com</a>
<a href="http://www.plda.com">www.plda.com</a>
<a href="http://www.plxtech.com">www.plxtech.com</a>
<a href="http://www.potentialsemi.com">www.potentialsemi.com</a>
<a href="http://www.precisioncomm.com">www.precisioncomm.com</a>
<a href="http://www.pulseeng.com">www.pulseeng.com</a>
<a href="http://www.qinetiq.com">www.qinetiq.com</a>
<a href="http://www.quicklogic.com">www.quicklogic.com</a>
<a href="http://www.radsys.com">www.radsys.com</a>
<a href="http://www.rapid-technology.com">www.rapid-technology.com</a>
<a href="http://www.rtdsp.com">www.rtdsp.com</a>
<a href="http://www.module.ru">www.module.ru</a>
<a href="http://www.RedRockTech.com">www.RedRockTech.com</a>
<a href="http://www.rfengines.com">www.rfengines.com</a>
<a href="http://www.rittal.com">www.rittal.com</a>
<a href="http://www.rtlogic.com">www.rtlogic.com</a>
<a href="http://www.rymic.com">www.rymic.com</a>
<a href="http://www.sanmina.com">www.sanmina.com</a>

Company Name	Bridge							Chips and Cores										DSP resource boards											
	cPCI-to-cPCI	cPCI-to-PCI	cPCI-to-VMEbus	PCI-to-PCI	PCI-to-PXI	PCI-to-VMEbus	Processor-to-PCI	VME-to-PCI	Other	ARM	Bridging	Bus interface	DSP	FPGA	IP	Media SoC	MIPS	Pentium	Power	PowerPC	Other	CompactPCI	IndustryPack	M-Module	PC/104	PCI/ISA	PMC	Resource boards	TIM
SBE																													
SBS Technologies			•					•						•									•						
Schroff																													
Semtech																						•							
Sensory		•																											
Sheldon Instruments																							•				•		
Signalogic																							•						
SimpleTech																													
SMA																							•						
Smart Modular Tech.																													
SMI																													
Solflower Computer			•																										
Soltec																													
Spectrum GmbH																													
Spectrum Signal Processing																							•				•		
StarCore													•																
StarGen				•																									
Strategic Test																													
Sundance														•											•			•	•
Targa Systems																													
Technobox				•																									
Technology Dynamics																													
TEK Microsystems																													
Tenta Technology																													
Teradyne																													
TEWS Technologies															•														
Texas Instruments				•									•																
Texas Memory Systems													•										•						
Thales																													
Traquair Data Systems																							•						
Tundra Semiconductor							•	•	•		•	•								•									
Twin Industries		•																											
Ubicom													•																
United Electronic Industries												•																	
Valley Technologies																											•		
Varisys Ltd																													
View Point Systems																													
Vigilant Technologies																													
Virtium Technology																													
Vitesse Semiconductor													•																
VMETRO															•								•					•	
Voiceboard																											•	•	•
Vox Technologies																													
White Electronic Designs																													
WIN Enterprises																													
Wolf Industrial Systems																													
XILINX														•															
Zarlink Semiconductor																						•							
Zendex																							•						
Zephyr Engineering																													
ZILOG													•									•							



Nuremberg, Germany

14 – 16.2.2006



# embedded world 2006

## Exhibition & Conference Nürnberg

... it's a smarter world

Register now for your free entrance ticket:

[www.embedded-world.de](http://www.embedded-world.de)

Small systems, big decisions.

**89% ...**

... of the visitors at embedded world 2005 were decision-makers.  
You should be there, too – so decide on your visit today!

(according to survey of visitors in 2005)

**Exhibition organizer**

NürnbergMesse  
Tel. +49 (0) 911.86 06-49 12  
[visitorinformation@nuernbergmesse.de](mailto:visitorinformation@nuernbergmesse.de)

**Conference organizer**

DESIGN&ELEKTRONIK  
Tel. +49 (0) 81 21.95-13 40  
[cgrote@design-elektronik.de](mailto:cgrote@design-elektronik.de)

**Media partners**

**Markt & Technik**  
Die unabhängige Wochenzeitung für Elektronik

**Computer & Automation**  
Spezialmagazin über Fertigung und Produktionstechnik

**elektronik report**

**DESIGN & ELEKTRONIK**  
PRODUKTE UND KNOW-HOW FÜR DEN ELEKTRONIK-ENTWICKLER

**Elektronik automotive**  
Spezialmagazin für Entwicklungen in der Elektronik und Telekommunikation

[www.elektroniknet.de](http://www.elektroniknet.de)

**Elektronik**

**Elektronik wireless**  
Forum für drahtlose Kommunikation

NÜRNBERG MESSE

RSC# 90 @[www.compactpci-systems.com/rsc](http://www.compactpci-systems.com/rsc)

A blurred photograph of an office interior, showing people in business attire moving through a hallway or meeting area. The motion blur conveys a sense of fast-paced activity and modern business.

# ONBOARDMOTO

*Costs down. Profits up. Seems like a good idea to everyone.*

*No wonder Motorola's standards-based Application-Enabling Platforms are drawing a crowd.*

*By integrating AdvancedTCA<sup>®</sup>, CompactPCI<sup>®</sup>, Carrier Grade Linux, Service Availability<sup>™</sup> Forum and other industry standards into highly scalable and pre-integrated platforms, Motorola helps deliver significant time-to-market, cost and flexibility benefits. And by eliminating steps that don't add value, you can spend your time and budget on the stuff that makes your products stand out in the crowd.*

*Controlling costs today, and helping to protect your long-term investment. Ready to get on board?*

*Visit [www.motorola.com/computing](http://www.motorola.com/computing)*

MOTOROLA and the Stylized M Logo are registered in the US Patent & Trademark Office. CompactPCI and AdvancedTCA are registered trademarks of the PCI Industrial Computer Manufacturers Group. Service Availability is a trademark of the Service Availability Forum. All other product or service names are the property of their respective owners. © Motorola, 2005.

RSC# 205 @[www.compactpci-systems.com/rsc](http://www.compactpci-systems.com/rsc)

# ARE YOU PREPARED FOR THE NEXT STEP? F9 SYSTEMS CAN HELP.

## Eliminate the Dependency on Logic Cards and Backplanes to Analyze Your Design



Tx/Rx SignalBlade

- ◆ Verify and evaluate design for ATCA standard compliance
- ◆ Signal integrity analysis for any HM-zd based design
- ◆ Monitor active Tx and Rx signals across line cards and backplanes
- ◆ Measure impedance and (near & far-end) crosstalk
- ◆ Evaluate bus termination and skew
- ◆ Probe, observe and measure eye-openings
- ◆ Optimize your board designs
- ◆ HM-zd connectors modified to fit *all* channel locations




Tx/Rx BenchBlade

## Verify the Thermal and Power Characteristics of Your Entire ATCA Design



ThermalBlade

- ◆ Test air flow, power load and thermal performance of your chassis, logic cards and backplane in the lab and during manufacturing
- ◆ User switchable load choices for thermal and power analysis
- ◆ Nine on-card thermal measurement points (ThermalBlade) and five on-card measurement points (RTM ThermalBlade)
- ◆ ThermalBlade provides 200W @48VDC per slot over -36 to -72 VDC
- ◆ RTM ThermalBlade offers 50W @48VDC per slot over -36 to -72 VDC



RTM ThermalBlade

# F9 Systems, Inc.

Standard Systems Testing Solutions

**NEW** GREAT NEWS  
AMC Carrier and  
Panel Products are  
Available Now!

+1 781.248.9155 | [www.F9-Systems.com](http://www.F9-Systems.com) | [info@F9-Systems.com](mailto:info@F9-Systems.com)

RSC# 206 @[www.compactpci-systems.com/rsc](http://www.compactpci-systems.com/rsc)

# CompactPCI Express: Protecting CompactPCI investments made over the last 10 years



By Andrew Brown

*Very recently, the CompactPCI Express specification was finalized and made public for both 3U and 6U board formats. This standard actually permits the use of current 32-bit, parallel CompactPCI peripheral devices in hybrid slots. Hence, "old" can mix with new, bridging the generation gap, without scrapping investments in CompactPCI technology made over the past 10 years and without losing out on the obvious advantages presented by this modern serial bus architecture.*

In the early 1990s, Intel developed the PCI Peripheral Component Interconnect (PCI) bus because the bus architectures of the day, Industry Standard Architecture (ISA) or Extended Industry Standard Architecture (EISA), with their industrial counterparts, SMP or ISA96, were fast coming to the end of their performance spectrum. All the more aggravating was the need to license the EISA bus. The desire for greatly improved data transfer rates and multiprocessor support spurred development of the PCI bus. In addition, when compared with the EISA bus, the costs had to be kept to a minimum without compromising user friendliness through software configuration. Since the application areas for the PCI bus were to be as wide-ranging as the technology of the time would allow, the concept had to cater to a processor-independent environment that was also license-free. What emerged was a specification with a multivendor capability that had a well-defined electrical and mechanical interface and rigid bus protocol. Upon completion of the specification, the PCI bus was handed over to the PCI-SIG, who ensured that further developments would remain multivendor friendly and license-free. Major advances to the original specification included the doubling of the data bandwidth (from 32-bit to 64-bit) and that of the bus frequency (from 33 MHz to 64 MHz). Then, in 1995, just a few years after its introduction, the standard was adopted for

industry in the form of CompactPCI. Today, these properties permit maximum data throughput from 133 megabytes per second (MBps) to 533 MBps.

PCI Express, developed again by Intel, was originally termed 3rd Generation I/O (3GIO) and is a completely new bus system where data is transferred via high-speed, point-to-point serial links known as lanes. (Figure 1) In the PCI Express world, each lane comprises a pair of differential conductors with one pair for data transmit and the other for data receive. In addition, these lanes can be bundled to a maximum 32 lanes per channel. Each lane then is able to transfer data at a 250 MBps rate in each direction; with all 32 lanes bundled together, this data transfer becomes an impressive 8 gigabytes per second (GBps) (or 16 GBps in both directions) total. CompactPCI Express, by comparison, supports bus structures with 4 to 16 lanes per channel enabling data transfers up to 4 GBps. This represents a massive improvement on the current 133 MBps offered by today's CompactPCI. Compared to other parallel bus structures, CompactPCI Express is fully bidirectional, permitting simultaneous data transmission

and reception, effectively doubling the 250 MBps data throughput to 500 MBps. The syntax describing this architecture is as follows: (channels) x (lanes) – so  $2 \times 4$  lanes describes two independent CompactPCI Express channels with four bundled lanes per channel. If a CompactPCI Express peripheral board cannot administer all available lanes of the system board, then the unused lanes will be automatically deactivated during initialization.

Note that the method of data transfer in a CompactPCI Express environment makes it ideal for PCB manufacture using FR4 materials, and even permits conductor lengths up to 50 cm. Being serial in nature, CompactPCI Express:

- Possesses CRC checksum algorithms for error recognition and correction
- Is AC coupled (no ground loops)
- Has native hot plug support

CompactPCI Express extension boards can be replaced without the need to remove the main power first. Because CompactPCI Express supports point-to-point connectivity only, interfacing con-

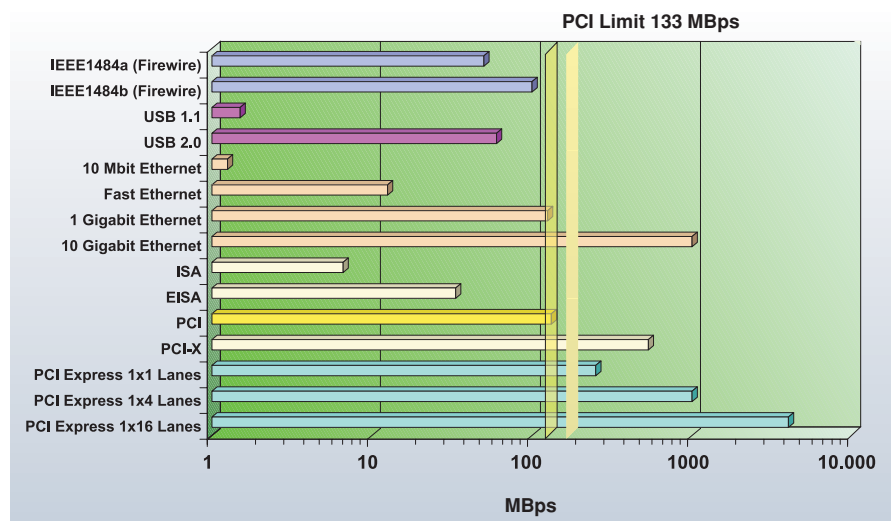


Figure 1

ventional 32-bit parallel CompactPCI boards requires *switches*. The transition between PCI and PCI Express is transparent as far as the operating system is concerned, and assuming the PCI board conforms to the PCI 2.2 specification. To use the advanced features inherent in the PCI Express standard, such as extended error handling or power management, the OS must be able to address them directly. Otherwise the existing PCI interrupts are

recognized, and the device drivers remain unaltered. The first 256 bytes of configuration space are identical to the current PCI registers, and because the operating system views the PCI Express *root* or switch as a virtual PCI bridge, even older operating systems can configure CompactPCI Express devices. The BIOS must however support PCI Express completely, since such devices have a relatively large configuration space.

# Newest Member of the 3U Family



## The "cool" 20-slot 3U chassis

### GX7300 SERIES

- 19 Peripheral slots
- Individual slot temperature monitoring & notification
- High capacity forced-air cooling
- Optional built-in peripherals
- 800 & 1100 watt configurations

### MODULES

- 50 / 100 / 200 MHz digital I/O
- Differential - TTL I/O
- Multi-channel DC source
- 64-channel, programmable analog output
- Multi-function & configurable switch matrices
- Arbitrary waveform function generators
- 3U ROM emulators

Geotest - Marvin Test Systems, Inc. E-mail: sales@geotestinc.com  
Toll Free: 888-TEST-BY-PXI Tel: 949.263.2222

The Marvin Group  
© Geotest - Marvin Test Systems, Inc. 2005. All rights reserved. Product and trade names are property of their respective companies.

## Capitalizing on PCI Express in an industrial environment


To take advantage of PCI Express in an industrial environment necessitated the introduction of specially tailored connectors. In total, three additional connectors have been developed to sit alongside the well-known CompactPCI connectors. Data transmission on the high-frequency channels takes place through differential Advanced Differential Fabric (ADF) connectors. These have an intrinsic impedance of 100 Ohm and an input attenuation of < 1 dB at 3 GHz. Since these connectors are used primarily for the HF signals, additional power connectors are required. These come in the form of the Universal Power Connector (UPM), which has seven individual contacts for the system board:

- One 3.3 V
- One 5.0 V
- Two 12.0 V
- Three GND

Each contact can be loaded at 15 A, which in theory at least, permits the system board to draw a maximum of 340 W. By contrast to CompactPCI, where, in general, the main board power is derived from the 5 V line, in a CompactPCI Express world the main power is drawn from the 12 V line. The core voltages on a CPU board are thus generated from it and, as a consequence, have a better signal. The -12 V signal is no longer supported on the pure CompactPCI Express slots, but is supported in hybrid configurations for legacy CompactPCI devices - assuming the PSU is capable of generating this signal.

A specially defined Enriched Hard Metric (eHM) connector is used for carrying additional I/O signals and some power. This connector is keyed, thereby preventing for example, PXI boards from being used in a configuration where rear I/O is required. In total, four different key combinations are possible defining unused I/O pins, rear I/O, extended rear I/O, PLX extensions, and bus orientated sideband signals. All combinations support Hot Swap and Wake Up functions. Except for the extended rear I/O option, additional 12 V, 3.3 V (2 A), and 5 V<sub>aux</sub> (1A) power lines are available. Here, the CompactPCI Express specification deviates slightly to that of the PCI Express specification in which V<sub>aux</sub> is 3.3 V and the maximum loading just 375 mA. In the CompactPCI Express specification, the 5 V signal for

RSC# 92 @www.compactpci-systems.com/rsc



# Beyond the card

*The smart avionics databus interface that stands alone*

MIL-STD-1553  
 ARINC 429  
 ARINC 708  
 ARINC 717  
 ARINC 664/AFDX  
 CSDB  
 Discretes  
 Serial  
 Others

PCI  
 cPCI/PXI  
 PMC  
 PCMCIA  
 VME  
 PC/104  
 OmniBusBox  
 USB/Ethernet  
 Handheld

**OmniBusBox™** can do all that a databus card can do and much, much more. Use the OmniBusBox as a local peripheral to a computer, as a remote data server in a network, or as a stand-alone data or protocol converter. Run your own applications or use with CoPilot® as a full featured, multi-protocol avionics databus analyzer. With the power and flexibility of the OmniBusBox the possibilities are endless.

Call (800) 829-1553 or email [sales@ballardtech.com](mailto:sales@ballardtech.com)

**Ballard** |||||  
**Technology**  
 Powerful solutions

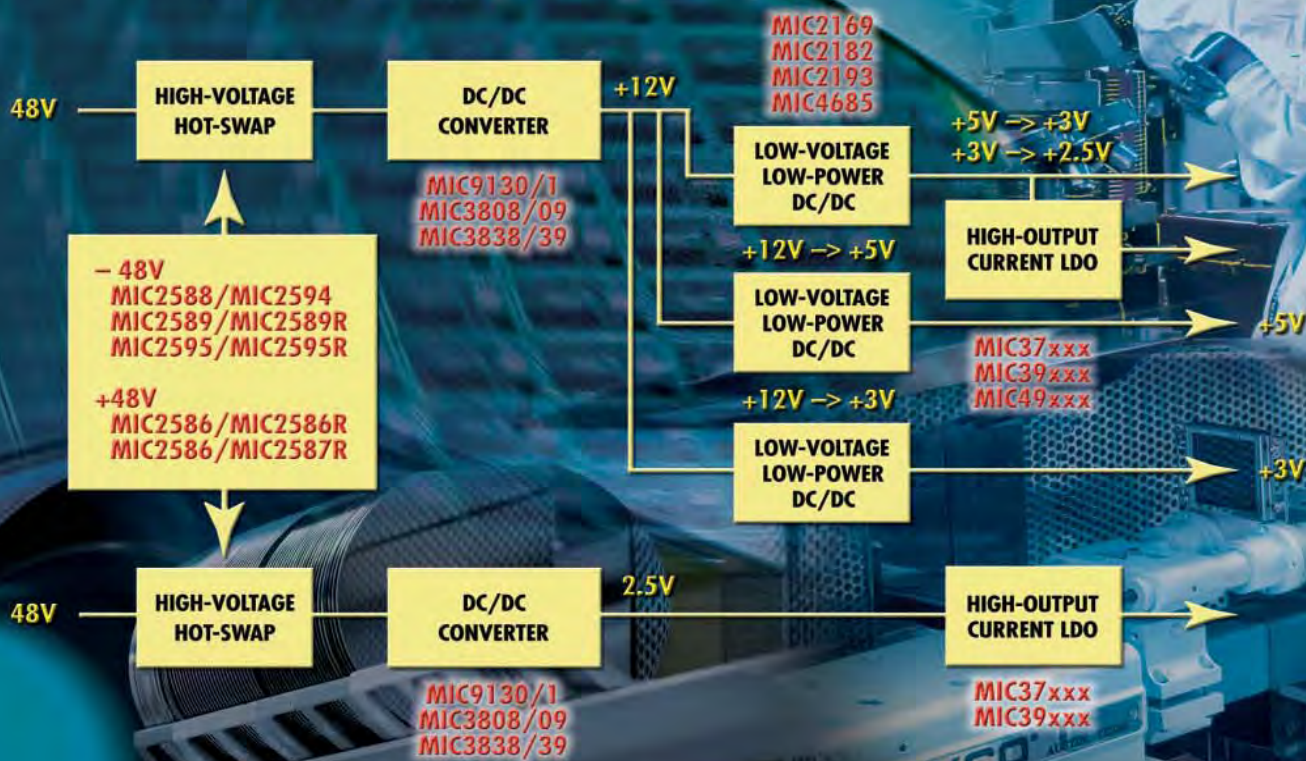
Avionics databus tools & interfaces

[www.ballardtech.com](http://www.ballardtech.com)

# Micrel's High-Voltage Hot-Swap Power Controllers – Only the Best!

For General Purpose Networking/Datacom/Telecom Applications

## TELECOM INFRASTRUCTURE DISTRIBUTED POWER



**Micrel's** family of high-voltage hot-swap power controllers increase reliability and lower the overall system cost to implement power controllers in pc board space conscious applications such as storage network, datacom, and telecom infrastructure applications. Micrel offers the system design engineer a number of solution-optimized products to address single- or redundant-rail power control requirements. Add high-performance power management products, like the MIC2169, the MIC37500, the MIC49500, and the MIC5190, and your challenging power control and distribution problems are a distant memory.

For more information, please contact your local Micrel sales representative or visit us at:  
[www.micrel.com/ad/hv-hotswap](http://www.micrel.com/ad/hv-hotswap).



[www.micrel.com](http://www.micrel.com)

### The Good Stuff:

- ◆ Positive and negative, high-voltage single-channel power controllers available in SO-8 and SO-14 packages
- ◆ All products offer wide supply voltage operation to 80V
- ◆ Surge voltage protection to 100V, simplifying external protection techniques
- ◆ All products offer programmable current limiting with active current regulation
  - ❖ Latch-off and auto-retry electronic circuit breaker options available
- ◆ Flexible overcurrent (oc) detection circuitry
  - ❖ Fixed and user-programmable response time
  - ❖ Fast responding detection to shorted load conditions
- ◆ Open-drain, active-HIGH and active-LOW "Power-is-Good" outputs available
  - ❖ Single and multiple outputs for sequencing dc/dc converters

© 2005 Micrel, Inc. All rights reserved. Micrel is a registered trademark of Micrel, Inc.

main board power is no longer available. In a CompactPCI Express environment, the  $V_{aux}$  is primarily used for Wake Up tasks, and is present even if the system has switched off the main power.

Two approaches apply to switching on or switching off a CompactPCI Express system. This can take place through a control signal from the PSU, or via a Wake Up event from a timer interrupt or some other external source. Here, the power consumption of the system can be regulated or reduced while in operation, allowing a CompactPCI Express system to be fully active only on those occasions where it is actually required. The second method is through the usual mechanical on/off switch. The electrical, mechanical, and climatic properties of all connectors conform to IEC-60512.

### 3U advantages

As with existing CompactPCI systems, all major bus signals are present in the 3U form factor, giving two major advantages over VME systems for example. One, high-performance systems can be created in a highly compact 3U format with the only restriction being the physical PCB surface area compared with the 6U systems. Given today's integration density, and serial CompactPCI Express bus system, this presents zero drawbacks. Very few contacts are required when interfacing, for example, a 64-bit parallel device. The second advantage is that those standardized extensions pertaining to telecom, for example, present in the upper region of 6U boards, do not have to be affected by the introduction of CompactPCI Express. Hence, existing standards are respected, and current installations profit from this approach.

The major changes that have taken place in CompactPCI Express compared with CompactPCI are concerned with the 3U form factor. Connectors and their use in the 6U portion remain the same and conform therefore to PICMG 2.0. It's the bus in the 3U region that has undergone the most change. Also, CompactPCI Express vastly improves upon the power consumption permitted by individual slots when compared with the requirements the PCI Express specification details. Here, for example, the power is limited by the consumption of the board occupying each slot. In the PCI Express model, power consumption is very much regulated and

linked with the number of bundled lanes. So, a PCI Express board configured with 1x1 lanes can, according to the specification, consume just 10 W at startup. By comparison, in the CompactPCI Express model, the lowest power consumption at startup is in the 30 W range.

The CompactPCI Express specification defines six different types of slots that can be used in backplane manufacture. Remaining from the current CompactPCI specification are the power connector for the PSU and the *legacy slot* for existing parallel-based peripheral boards conforming to the CompactPCI PICMG 2.0 specification. The CompactPCI Express specification introduces a number of new connectors to the system slot. Power is obtained through the seven-pin UPM connector. In addition, ADF and eHM connectors are used for the CompactPCI Express channels where they also serve the rear I/O and provide additional power outlets. The eHM connector on the system slot, need not, according to the CompactPCI Express specification, have

pins allocated for power. All pins of this connector can be reserved for extended rear I/O tasks. The system slot (Master) presents the CompactPCI Express signals either as four channels, that is, 4x4 lanes or two channels with 1x8 and 1x16 lanes. As an option, a combination of 1x8 and 1x16 is also possible. However, the system slot must, under all circumstances, support as a minimum, the 4x4 lane scheme. System slots supporting 1x8 or 1x16 lanes are, in this case, only provided with 2x4 lanes. A *slotpin*, present in the system slot, defines which of the two combinations is present. The CompactPCI Express specification defines only the minimum number of PCI Express channels. Instead of, for example, the presence of the complete 4x4 lanes, at least one 4x1 lane must be present, (or in other words, one channel with at least one lane). Because the system slot does not support parallel bus architectures, a bridge is required when mapping the parallel CompactPCI bus to a single CompactPCI Express channel.

NEW  
VMEbus  
and CompactPCI®  
Products!



Flash Drives  
or Hard Drives  
with Ultra Wide  
SCSI LVD interface

DVD-RW / CD-RW / CDROM  
with Ultra Wide  
SCSI LVD Interface





Mass Storage Modules  
for VMEbus and CompactPCI®

See the full line of VMEbus and CompactPCI®  
mass storage module products at:

RedRockTech.com

Toll-free: 800-808-7837 · 480-483-3777

Red Rock Technologies, Inc.

RSC# 95 @www.compactpci-systems.com/rsc

The specification allows for four different kinds of peripheral board. The first is identical to that of the current CompactPCI architecture. Then there are two pure CompactPCI Express slots and one hybrid slot in which both conventional CompactPCI connectors and Type 2 CompactPCI Express connectors are present, as Figure 2 shows. In this slot, standard 32-bit CompactPCI peripheral boards can be used or the newer CompactPCI Express boards (Figures 3A and 3B). All boards have the possibility of tapping into the eHM connector present in this slot, so that even legacy CompactPCI boards can take advantage of Hot Swap or even Wake Up functions.

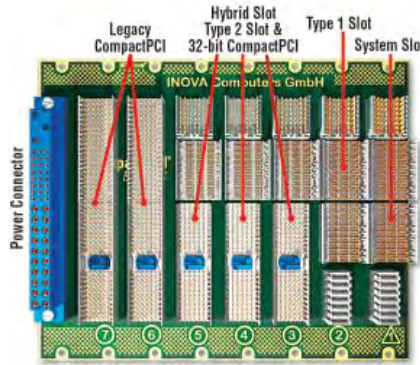


Figure 2




Figure 3a

Figure 3b

The Type 1 peripheral slot has the same connector layout as the system slot with 2 PCI Express channels configured for either 1x4 or 1x16 communication. CPUs can be placed in this peripheral slot as long as they have a nontransparent bridge or are capable of Advanced Switching. Here, two PCI Express channels are pres-

ent and observe the 1x4 lane and 1x16 lane scheme whereby the 1x4 lane scheme is mandatory while the second channel with 1x16 lane is optional.

Type 2 peripheral slots have ADF and eHM connectors with board power being supplied through the eHM connector only. This slot has just one PCI Express channel present with 1x4 lanes. Type 2 boards can work in a Type 1 environment but not conversely, since the UPM connector for the main power is missing in Type 2 slots. Type 1 slots are generally reserved for power-hungry boards, so the power rating of the eHM connector may not be sufficient.

By contrast to parallel bus systems where only two devices can communicate on the same bus, CompactPCI Express permits all devices to communicate simultaneously. Hence the complete bandwidth is available at all times (Figure 4).

**Bridging the generation gap**

The *hybrid* slot is a combination between a Type 2 peripheral slot and a traditional 32-bit CompactPCI slot. This is a universal type of slot. Either CompactPCI or CompactPCI Express can be positioned here. Even PXI architectures are supported and have their dedicated signals routed through the eHM connector. Hence, new system designs can take advantage of existing CompactPCI technology without losing out on the advan-

**CPCI-7808**  
PICMG® 2.16 Pentium® M SBC

- Intel® Pentium M Processor up to 1.8 GHz
- Up to 2 GB SDRAM and 1 GB CompactFlash
- Two PMC Sites (64-bit, 66 MHz PCI-X and 32-bit, 33 MHz PCI)
- Dual Gigabit Ethernet (Front or Rear)
- Two Serial Ports and Three USB 2.0 Ports
- Serial ATA and SVGA Support
- PICMG 2.16 Compliant
- PICMG 2.9 Rev. 1.5 IMPI Compliant

[www.gefanuc.com/embedded](http://www.gefanuc.com/embedded)

RSC# 9601 @www.compactpci-systems.com/rsc

**iSPAN® 4539 PMCT1/E1/J1**  
Communications Controller

- High performance four port integrated communications controller
- Leading-edge multi-protocol software capability, including SS7, HDLC and frame relay
- RoHS and 5/6 designs available Q1 2006
- Key applications: HLR, Signaling Gateway, SGSN, Media Gateway, etc.

[www.interphase.com](http://www.interphase.com)

RSC# 9602 @www.compactpci-systems.com/rsc

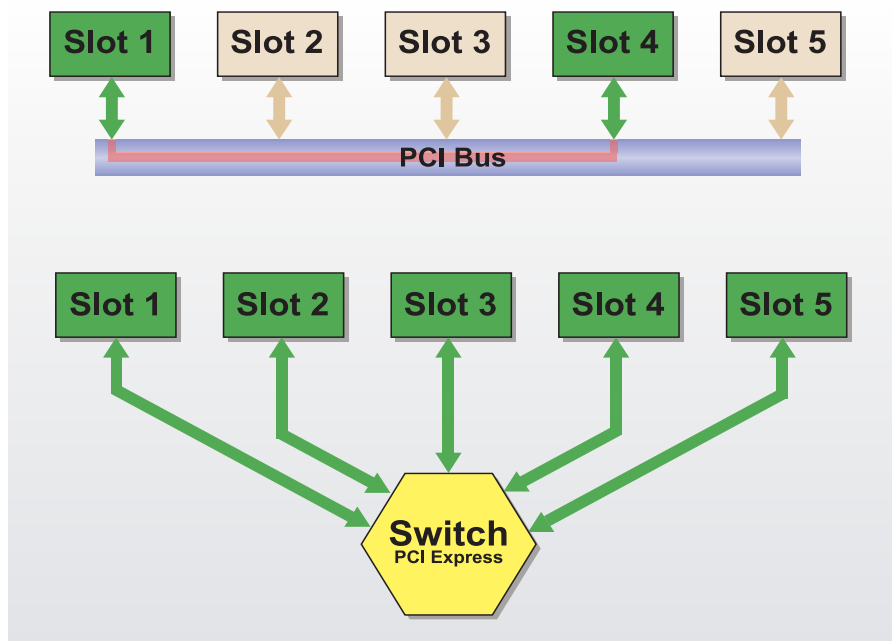


Figure 4

tages presented by the newer CompactPCI Express technology. Combining both new and old in this way is an ideal method of bridging the generation gap. The advantages of CompactPCI Express, such as cost reduction through a simple serial bus structure, high data transfer rates, and future-proof design, are combined with backward compatibility with existing CompactPCI technology. Figure 5 shows that the PCI compatible layer structure of CompactPCI Express allows it to be used with any compatible operation system.

Since the system CPU can directly control just four CompactPCI Express slots, *switchboards* are used to distribute control if more slots are required. Hence, backplanes can have slots dedicated to one or more switchboards. In a 3U CompactPCI Express environment, up to a further seven slots can be addressed using the 1x4 lanes configuration while in a 6U environment, switchboards can have 18x4 lanes or even 8x8 lanes.

The backplane configuration, that is, the number and nature of the available slots together with the channel and lane architecture, are stored in an EEPROM device. Besides this general description of the backplane, the EEPROM stores additional information on, for example, the manufacturer, date of manufacture, lot number, and serial number.

CompactPCI Express is a universal, high-performance and future-oriented bus system for the industrial marketplace. Apart from offering just high-speed serial data

transfers, CompactPCI Express, with its asynchronous communication, is equipped with CRC checksum algorithms for error recognition and correction, and provides native hot plug functions – prerequisites for a universal bus. It is expected that the first operating system to truly take advantage of all these features will be Microsoft's *Longhorn*, the successor to Windows XP, in which native support for PCI Express is embedded and hot plug of peripherals are permitted without extra, and often expensive, software overhead.

Because of the widespread distribution of this technology in the desktop marketplace, the price of the individual PCI Express components is expected to be even lower than that of the currently available PCI devices. CompactPCI Express combines the very latest communication technology with the platform compatibility and stability of CompactPCI, giving developers reason enough to use it as the basis in all conceivable industrial applications.

*Andrew Brown has served as marketing manager at Inova since 1999.*

To learn more, contact Andrew at:

**Inova Computers GmbH**  
 Innovapark 20  
 D-87600 Kaufbeuren  
 Germany  
 Tel: +49-(0)-8341-91-6265  
 Fax: +49-(0)-8341-91-6269  
 E-mail: andrew.brown@inova-computers.de  
 Website: www.inova-computers.de

Looking for the right spot?

**PowerPC Processors**

- ✓ Reconfigurable Computers (CompactPCI, VME, PrPMC & Custom)
- ✓ Three Grades: (Commercial, Ruggedized Air-Cooled & Ruggedized Conduction-Cooled)
- ✓ BSP Support: (VxWorks®, Integrity® & Linux®) ... and so much more

**CES** We've got what you're looking for!  
 CREATIVE ELECTRONIC SYSTEMS www.ces.ch

RSC# 9701 @www.compactpci-systems.com/rsc

**iSPAN® 36NP AdvancedMC™ Network Processor Card**

Intel® IXP2350-based AMC module

- Two front access Gigabit Ethernet ports with interchangeable SFP transceivers
- Two fabric interface Gigabit Ethernet ports
- Designed for RoHS
- Key applications:
  - EDGE access routers
  - WIMAX base stations
  - Session border controllers and more...

www.interphase.com **i INTERPHASE**

RSC# 9702 @www.compactpci-systems.com/rsc

**CPCI-7055**  
 PowerPC®-Based CompactPCI® SBC

- IBM® 750 FX or 750 GX Based up to 1.0 GHz
- Up to 2 GB SDRAM and 2 GB CompactFlash
- Dual 64-bit, 66 MHz PCI-X PMC sites
- Three independent 10/100/1000 Ethernet ports
- Three serial ports and on board Ultra DMA IDE controller
- PICMG 2.16 compliant
- PICMG 2.9 Rev. 1.5 IPMI compliant

**GE FANUC** Embedded Systems www.gefanuc.com/embedded

RSC# 9703 @www.compactpci-systems.com/rsc

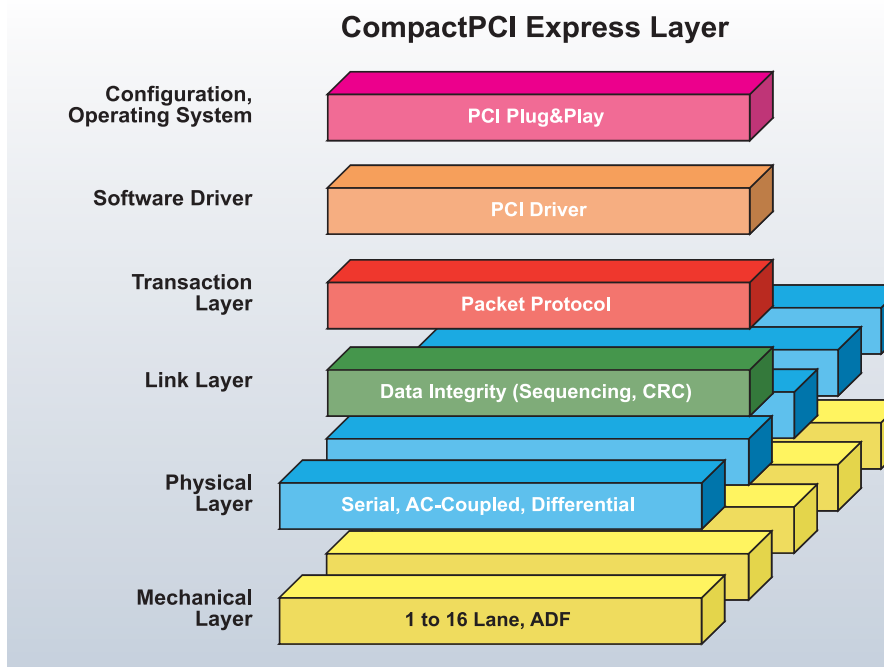


Figure 5

Company Name	Celeron	Crusoe	Geode	MIPS	Multiple MPU	Pentium	Pentium II	Pentium III	Pentium 4	Pentium 4M	Pentium M	Pentium MMX	PowerPC	PowerQUICC	Socket 370	Socket 7	SPARC	x86	Xeon	Xscale	Other*	Website	
Acqiris																						<a href="http://www.acqiris.com">www.acqiris.com</a>	
ACT/Technico														•								<a href="http://www.acttechnico.com">www.acttechnico.com</a>	
Actis													•	•								<a href="http://www.actis-computer.com">www.actis-computer.com</a>	
ADLINK Technology	•		•			•	•	•	•		•	•			•	•				•	•	2	<a href="http://www.adlinktech.com">www.adlinktech.com</a>
Adtech															•								<a href="http://www.adtecheng.com">www.adtecheng.com</a>
Advantech									•				•										<a href="http://www.advantech.co.jp/en">www.advantech.co.jp/en</a>
Advantech	•					•		•	•		•	•											<a href="http://www.advantech.com">www.advantech.com</a>
Aitech Defense Systems													•										<a href="http://www.rugged.com">www.rugged.com</a>
AMD																	•						<a href="http://www.amd.com">www.amd.com</a>
American Portwell																				•		2	<a href="http://www.portwell.com">www.portwell.com</a>
Amplicon										•													<a href="http://www.amplicon.co.uk">www.amplicon.co.uk</a>
Anatel																						7	<a href="http://www.anatel.com">www.anatel.com</a>
ANT Computer						•																	<a href="http://www.antcomputer.com">www.antcomputer.com</a>
Applied Data Systems																					•	8	<a href="http://www.applieddata.net">www.applieddata.net</a>
Arbor Technology																						3	<a href="http://www.arborsolution.com">www.arborsolution.com</a>
Arise								•							•							5	<a href="http://www.arisecomputer.com">www.arisecomputer.com</a>
Arista						•			•														<a href="http://www.aristaipc.com">www.aristaipc.com</a>
Artesyn Communication						•							•										<a href="http://www.artesyncp.com">www.artesyncp.com</a>
Artesyn Technologies													•										<a href="http://www.artesyn.com">www.artesyn.com</a>
Axiomtek											•												<a href="http://www.axiomtek.com">www.axiomtek.com</a>
Ballard Technology													•										<a href="http://www.ballardtech.com">www.ballardtech.com</a>
BVM																	•						<a href="http://www.bvmltd.co.uk">www.bvmltd.co.uk</a>
Centralp Automatismes												•											<a href="http://www.centralp.com">www.centralp.com</a>
CES													•										<a href="http://www.ces.ch">www.ces.ch</a>
Cluster Labs						•		•															<a href="http://www.cluster-labs.com">www.cluster-labs.com</a>
Computer Modules	•							•															<a href="http://www.computermodules.com">www.computermodules.com</a>
Compware				•							•	•					•					2	<a href="http://www.compware.com">www.compware.com</a>
Concurrent Technologies						•		•			•									•			<a href="http://www.gocct.com">www.gocct.com</a>
Continuous Computing												•					•						<a href="http://www.ccpu.com">www.ccpu.com</a>
Curtiss-Wright Embedded					•								•										<a href="http://www.cwcembedded.com">www.cwcembedded.com</a>
Cyclone Microsystems																						6	<a href="http://www.cyclone.com">www.cyclone.com</a>
Datametrics										•													<a href="http://www.datametrics.com">www.datametrics.com</a>
Diversified Technology											•	•								•			<a href="http://www.atcatogo.com">www.atcatogo.com</a>
DMD Computers						•		•									•						<a href="http://www.dmd.it">www.dmd.it</a>
DNA Enterprises													•										<a href="http://www.dna-cs.com">www.dna-cs.com</a>
Dynatem						•	•	•			•				•	•				•	•		<a href="http://www.dynatem.com">www.dynatem.com</a>
EKF-Electronik						•		•	•		•				•								<a href="http://www.ekf.de">www.ekf.de</a>
ELTEC Electronik								•					•		•								<a href="http://www.eltec.com">www.eltec.com</a>
Eonic B.V.													•										<a href="http://www.eonic.com">www.eonic.com</a>
esd													•										<a href="http://www.esd-electronics.com">www.esd-electronics.com</a>
EuroTech					•		•	•									•						<a href="http://www.eurotech.it">www.eurotech.it</a>
Evoc Technology										•													<a href="http://www.evoc.com">www.evoc.com</a>

\*Other KEY: 1 Celeron M 2 Dual Pentium 3 Eden 4 ELAN 5 Ezra 6 i960 7 MPC860 8 RISC 9 Special purpose

Company Name	Celeron	Crusoe	Geode	MIPS	Multiple MPU	Pentium	Pentium II	Pentium III	Pentium 4	Pentium 4M	Pentium M	Pentium MMX	PowerPC	PowerQUICC	Socket 370	Socket 7	SPARC	x86	Xeon	Xscale	Other*	Website
Extreme Engineering													•									<a href="http://www.xes-inc.com">www.xes-inc.com</a>
Fastwel											•											<a href="http://www.fastwel.com">www.fastwel.com</a>
GD California						•	•	•														<a href="http://www.gdca.com">www.gdca.com</a>
GE Fanuc Automation			•				•	•			•	•	•									<a href="http://www.gefanuc.com/embedded">www.gefanuc.com/embedded</a>
General Dynamics							•	•														<a href="http://www.gdcanada.com">www.gdcanada.com</a>
General Micro Systems						•	•	•			•		•							•		<a href="http://www.gms4vme.com">www.gms4vme.com</a>
Geotest	•					•																<a href="http://www.geotestinc.com">www.geotestinc.com</a>
GESPAC		•						•					•									<a href="http://www.gespac.ch">www.gespac.ch</a>
I-BUS								•		•	•											<a href="http://www.ibus.com">www.ibus.com</a>
Inova								•	•	•											1	<a href="http://www.inova-computers.de">www.inova-computers.de</a>
Integrated Device Technology				•																		<a href="http://www.idt.com">www.idt.com</a>
Intel								•		•	•								•	•		<a href="http://www.intel.com">www.intel.com</a>
Interface Amita			•					•														<a href="http://www.interface-co.com">www.interface-co.com</a>
Janz Computer						•																<a href="http://www.janzag.de">www.janzag.de</a>

Continued on page 100

\*Other KEY: 1 Celeron M 2 Dual Pentium 3 Eden 4 ELAN 5 Ezra 6 i960 7 MPC860 8 RISC 9 Special purpose

# OVEREXTENDED?



**ZEPHYR'S ZPCI.2466 cPCI/PMC ACTIVE EXTENDER TEST FIXTURE ALLOWS YOU FULL ACCESS TO EVERY CompactPCI® BOARD SIGNAL AND EVERY PMC SLOT SIGNAL WHILE MEETING ALL PICMG 2.0 R3.0 SPECIFICATIONS, NOW AT 66MHZ! WITH THE ZPCI.2466, YOU CAN EXTEND YOURSELF EVEN FASTER.**

**ZEPHYR—IT WORKS™**




For more information, please visit us at [WWW.ZPCI.COM](http://WWW.ZPCI.COM)

**Z** ZEPHYR ENGINEERING, INC.  
1620 WEST FOUNTAINHEAD PKWY, SUITE 320  
TEMPE, AZ 85282-1876 (480)736-8714

RSC# 9901 @[www.compactpci-systems.com/rsc](http://www.compactpci-systems.com/rsc)

## Adapters and Tools for PMCs



When you need to access PMCs for testing. Or adapt existing PCI designs to facilitate PMC development or integration. Look to Technobox.

- PMC-to-PCI Adapters
- PMC-to-PMC Extenders
- PCI-to-PMC Adapters
- PMC Preprocessor
- PMC Socket Saver

For details, visit our web site [www.technobox.com](http://www.technobox.com)

**Technobox, inc.**®  
PMB 300, 4201 Church Road  
Mount Laurel, NJ 08054 USA  
Tel 609-267-8988  
Fax 609-261-1011

RSC# 9902 @[www.compactpci-systems.com/rsc](http://www.compactpci-systems.com/rsc)

Company Name	Celeron	Crusoe	Geode	MIPS	Multiple MPU	Pentium	Pentium II	Pentium III	Pentium 4	Pentium 4M	Pentium M	Pentium MMX	PowerPC	PowerQUICC	Socket 370	Socket 7	SPARC	x86	Xeon	Xscale	Other*	Website
JK microsystems																		•				<a href="http://www.jkmicro.com">www.jkmicro.com</a>
Kontron	•					•		•			•		•						•		1	<a href="http://www.kontron.com">www.kontron.com</a>
MEN Micro									•		•		•	•								<a href="http://www.menmicro.com">www.menmicro.com</a>
Mercury Computer Systems				•	•						•		•				•					<a href="http://www.mc.com">www.mc.com</a>
Microbus								•														<a href="http://www.microbus.com">www.microbus.com</a>
Miriac													•									<a href="http://www.miriac.com">www.miriac.com</a>
Motorola								•			•		•						•			<a href="http://www.motorola.com/computing">www.motorola.com/computing</a>
MPL												•										<a href="http://www.mpl.ch">www.mpl.ch</a>
N.A.T.													•									<a href="http://www.nateurope.com">www.nateurope.com</a>
National Instruments								•														<a href="http://www.ni.com">www.ni.com</a>
NEXCOM International						•	•	•			•				•	•						<a href="http://www.nexcom.com">www.nexcom.com</a>
NextCom																		•				<a href="http://www.nextcomputing.com">www.nextcomputing.com</a>
Omni Device										•												<a href="http://www.omnidevice.com">www.omnidevice.com</a>
One Stop Systems								•														<a href="http://www.onestopsystems.com">www.onestopsystems.com</a>
Orion Technologies													•									<a href="http://www.otisolutions.com">www.otisolutions.com</a>
Performance Technologies								•					•									<a href="http://www.pt.com">www.pt.com</a>
PowerBridge Computer											•											<a href="http://www.powerbridge.de">www.powerbridge.de</a>
Prodrive													•									<a href="http://www.prodrive.nl">www.prodrive.nl</a>
Protech Systems	•																					<a href="http://www.Protech.com.tw">www.Protech.com.tw</a>
QuickLogic				•																		<a href="http://www.quicklogic.com">www.quicklogic.com</a>
RadiSys Corp						•					•											<a href="http://www.radisys.com">www.radisys.com</a>
Radstone Embedded Computing													•									<a href="http://www.radstone.com">www.radstone.com</a>
Sanritz Automation								•														<a href="http://www.sanritz.co.jp">www.sanritz.co.jp</a>
SBE													•									<a href="http://www.sbei.net">www.sbei.net</a>
SBS Technologies	•					•		•			•		•									<a href="http://www.sbs.com">www.sbs.com</a>
Siemens								•														<a href="http://www.siemens.com">www.siemens.com</a>
SMA		•	•			•		•		•	•										4	<a href="http://www.SMAcomputers.com">www.SMAcomputers.com</a>
Smart Modular Tech.				•			•						•									<a href="http://www.smartm.com">www.smartm.com</a>
Soltec						•																<a href="http://www.solteccorp.com">www.solteccorp.com</a>
Spectrum Signal Processing													•									<a href="http://www.spectrumsignal.com">www.spectrumsignal.com</a>
Technoland						•		•	•													<a href="http://www.technoland.com">www.technoland.com</a>
Thales													•									<a href="http://www.thalescomputers.com">www.thalescomputers.com</a>
Themis Computer																	•					<a href="http://www.themis.com">www.themis.com</a>
Toshiba																					8	<a href="http://www.toshiba.com/taec">www.toshiba.com/taec</a>
Transmeta		•																				<a href="http://www.transmeta.com">www.transmeta.com</a>
Trenton Technology						•					•											<a href="http://www.trentontechnology.com">www.trentontechnology.com</a>
TriEMS						•	•	•													9	<a href="http://www.triems.com">www.triems.com</a>
United Electronic Industries								•														<a href="http://www.ueidaq.com">www.ueidaq.com</a>
V Rose Microsystems								•			•											<a href="http://www.vrosemicrosystems.com">www.vrosemicrosystems.com</a>
VMETRO													•									<a href="http://www.transtech-dsp.com">www.transtech-dsp.com</a>
Voiceboard													•									<a href="http://www.voiceboard.com">www.voiceboard.com</a>
Westek						•											•					<a href="http://www.westekuk.com">www.westekuk.com</a>

\*Other KEY: 1 Celeron M 2 Dual Pentium 3 Eden 4 ELAN 5 Ezra 6 i960 7 MPC860 8 RISC 9 Special purpose



CompactPCI  
VME64x  
Hot Swap / Self Locking  
ELMA



## Handles

Industry's largest selection of handle styles

Classic, ergonomic, telco and long-telco styles

Strongest latching button

Patented alignment pin

# Take the Elma Latch Challenge

**One touch and you'll never go back to non-latching cPCI and VME64x handles**

At Elma we're sure you'll prefer our line of ergonomically designed latching handles. Why? Because our patented 2-step extraction process eliminates problems. Unlike conventional handles, ours won't pinch your fingers. Or accidentally trip, causing costly downtime. Elma's hotswap and non-hotswap latching handles are perfect drop-in replacements for all popular front panel products. Our full line of cPCI and VME64X handles and front panels are available off the shelf or can be adapted to your specifications. But don't just take our word that these are safer, better feeling handles. Test one yourself.



## Panels

Blue LEDs meet IEEE 1101.10 hot-swap specifications

Surface mount LEDs designed for IEEE front panels

Switches and test jacks designed for IEEE front panels

Enclosures & Components

Backplanes

System Platforms

Switches, Knobs & LEDs

Cabinets

**ELMA**  
Your Solution Partner

**USA Elma Electronic Inc.**

Phone: 510.656.0606 Fax: 510.656.8008 E-mail: sales@elma.com Web: www.elma.com

© 2003 Elma Electronic Inc.

RSC# 101 @www.compactpci-systems.com/rsc

# Advanced TCA<sup>®</sup>

# Compact PCI<sup>®</sup>



[WWW.CONEC.COM](http://WWW.CONEC.COM)

## ADVANCED TCA CONNECTORS

This newly developed architecture and system layout allows manufacturers of telecom equipment a new standard for designing systems. ATCA stands for **Advanced Telecommunications Computing Architecture**.

The basic structure is utilizing a modular concept. Application of this new structured approach allows various module designs that are compatible in layout and mechanical installation.

The PICMG Group created the PICMG 3.0 Standard. This Standard specifies the mechanical details with regards to input/output, voltage, current and connection parameters. Control, backplane layout and system architecture are part of the standard.

CONEC developed unique socket press fit contacts for this series of connectors. The socket contact utilizes high reliability screw machine components combined with stamped and formed press fit zone. CONEC has developed a new family of connector products that adhere to this new Standard. Products such as plugs and sockets, high power and signal contacts, have been developed.

This new connector series is available with press fit and through hole contact types.

### PRODUCT FEATURES:

- Rugged construction
- Special variations on request
- Polarizing system
- Screwdown hardware
- Premating contacts
- Press fit contacts
- Selective loading of contact positions

## COMPACT PCI CONNECTORS

Compact PCI, this new bus architecture has been developed and adapted as the new standard by many computer system manufacturers. A group of companies formed the PICMG Consortium. PCI as it is known today, stands for **Peripheral Components Interconnect**.

Telecom, datacom, computer, medical, instrumentation and industrial control manufacturers are implementing the Compact PCI Bus structure. This standardization brings many advantages to the designer of electronic systems.

CONEC is a member of the PICMG Group and has developed the 47 positions power connector types, adhering to the specifications outlined in PICMG 2.11 R1.0. Plug and socket types with various connection and contact styles have been developed. Press fit type, through hole type and high power contacts are available. Connectors can be selectively loaded to meet specific layout configurations.

### PRODUCT FEATURES:

- Premating contacts in selective positions
- Polarizing, coding, system
- Mounting screws for PCB are available
- High reliability and longevity
- Selective loading, mixed layout contact configurations

AMERICAN  
**CONEC<sup>®</sup>**



# AdvancedTCA: How did we get here?



By Eelco van der Wal

*This magazine is about CompactPCI and AdvancedTCA. And I am glad that I am invited to write something about this subject too. As the chairman of the independent association PICMG Europe for quite some time, I have seen the process of change here. And this process I would like to share with you, providing some insights in a changing market. Product related items will be dealt with sufficiently by others in this magazine.*

AdvancedTCA stands for Advanced Telecom Computing Architecture. As such it was the third main group of specifications that PICMG dealt with. The group consists of:

1. Passive Backplane – 1.x series
2. CompactPCI – 2.x series
3. Advanced Telecom Computing Architecture, AdvancedTCA – 3.x series

### Historical perspective

In order to understand these different sets, a little historical overview can help. So let's go back a little in time.

The first computer bus systems became available in the 70's. These buses connected different functions, like CPU, memory, and serial interfaces for the simple reason that they did not fit on one module. The bus structure often had parallel channels for data and addresses, sometimes multiplexed together. The passive backplanes were based on this; two excellent examples are the CompactPCI and ISA bus.

If one were to build PC-like functionality at that time, it would look like Figure 1.

The system would fit on one module due to the higher level of integration of functions. As such, the computer bus, CompactPCI, becomes a system-to-system interface shown in Figure 2.

In the '70s a new serial bus, Ethernet, was defined and accepted in the office related market. Originally used to interface termi-

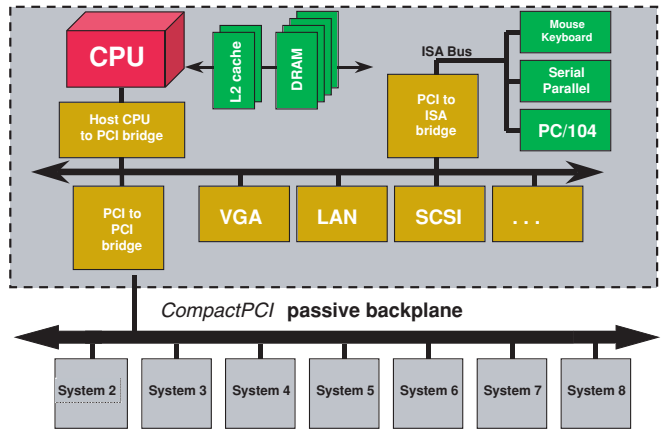


Figure 2

nals, Ethernet was later used for what we called at the time workstations.

Now Ethernet network technology continues to be incorporated into more products than ever before. Once networked, components are relatively easy to integrate, allowing acceleration of system development. Existing network technology is naturally bridged by networked components, thus providing unparalleled system scalability. The continued ability of products to interoperate is essential to the timely development and evolution of systems in a changing world. The best example here of course is the World Wide Web, with companies like Google integrating more than 20,000 different stations. Opportunities remain for improving the rapid integration of products that will continue to adapt to the special needs of the industry.

### Packet switching technology

Ethernet uses packet switching, which is based on the TCP/IP protocol. Packet switching is not new. The whole World Wide Web is based on it, connecting computers via a network. Stated differently, information spread over different systems, housing

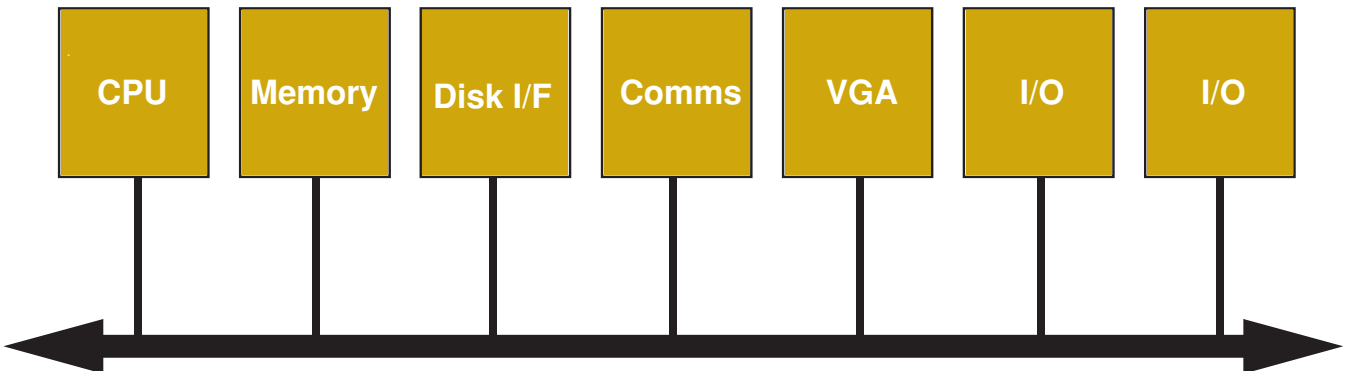


Figure 1

# Looking for a solution?

## We've got it!

Electronic Solutions continues to reach new heights in standard off-the shelf chassis products supporting the Open Bus Architectures for CompactPCI, VME, VME64Extensions, PXI/VXI, AdvancedTCA, and other Switched Fabric Architectures. Our system level components and turnkey system solutions incorporate high performance interconnect technologies for today's fast moving industries: telecommunications, networking, commercial, instrumentation, medical and military.

At Electronic Solutions our focus is on the optimum solution in support of your unique system packaging requirements. We can make modified or custom solutions to your requirements.

## Electronic Solutions

a business unit of **apw** Ltd.

RSC# 104 @[www.compactpci-systems.com/rsc](http://www.compactpci-systems.com/rsc)

ARCHITECTURES

ATCA | cPCI | VME | VME64X | VXI/PXI

For more information: [sales.elsol@apw.com](mailto:sales.elsol@apw.com) or visit [www.electronicsolutions.com](http://www.electronicsolutions.com)

databases for example, are made accessible on the network onto which the system is connected using a protocol. In the case of the World Wide Web this protocol is TCP/IP.

An alternative to the parallel bus mentioned previously is packet switching backplane technology. A packet switching backplane is composed of node slots, fabric slots, and the links that interconnect them. The PSB topology can be a star (not a bus) as shown in Figure 3. Each line interconnecting a node board and fabric board represents a link that can be for example a 10/100/1000 Mbps full-duplex Ethernet connection. Node boards communicate by transferring/receiving packets to/from the fabric board, which transfers the packet to/from one or more node boards. Thus, every node board can communicate with every other node board and form a fabric.

Basically, the idea is to incorporate the serial networking technology into a backplane. This means using it as a basis on a much smaller scale, board-to-board communication. Again this idea is not new. Technologies like MultiBus II tried to explore it ages ago. Perhaps it was just introduced too early.

The nice thing about serial buses is their hot-plug and plug-and-play behavior. One can combine both buses into one system as we do in the CompactPCI series 2.16 (based on Gigabit Ethernet),

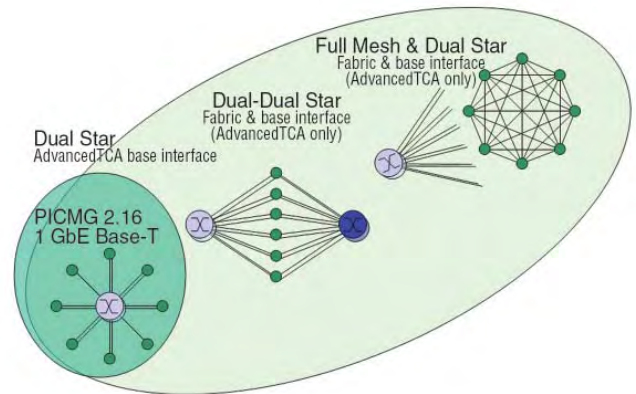


Figure 3

2.17, and 2.18. These specifications support both a parallel bus as well as multiple serial buses. Networks can include:

- Ethernet
- Fibre Channel
- InfiniBand
- StarFabric
- PCI Express and Advanced Switching
- RapidIO

**Innovation**  
**Communication**

**NEW**

- NPMC-DSP cost efficient octal "Blackfin" DSP PTMC module with H.110 access
- NPMC-STM1 SONET/SDH -to-H.110 mapper in PTMC format
- NPMC-8E1/T1/J1 low cost octal E1/T1/J1 line interface card with H.110 access

**N.A.T. GmbH**  
[www.NATeurope.com](http://www.NATeurope.com)  
[sales@NATeurope.com](mailto:sales@NATeurope.com)

RSC# 10501 @[www.compactpci-systems.com/rsc](http://www.compactpci-systems.com/rsc)

**Adding Async I/O is Easy with PMCs from Technobox**

When you need proven, async communication ports for your embedded systems, look to Technobox. We offer a variety of async solutions, from dual-port RS232 to 16-port combo PMC boards.

- Industry-standard UARTs Simplify Integration
- RS232, RS422, RS485
- Standard Baud Rates
- PIM Available

For details, visit our web site  
[www.technobox.com](http://www.technobox.com)

**Technobox, inc.**®  
 PMB 300, 4201 Church Road  
 Mount Laurel, NJ 08054 USA  
 Tel 609-267-8988  
 Fax 609-261-1011

RSC# 10502 @[www.compactpci-systems.com/rsc](http://www.compactpci-systems.com/rsc)

Working with just a serial bus, and implementing many of them in one system, brings us to the level of AdvancedTCA. The Single Board Computers (SBCs) are termed *blades*. Often blades include multiple DSP modules on a single board, or multiple CPUs.

With serial buses, several topologies can exist, connecting the intelligent modules in different ways. The crucial factor includes how the different nodes are connected: all on one line (like conventional Ethernet) via dual channels, or one-to-one. These options include star topology, dual star, and full mesh. The AdvancedTCA backplanes can support multiple versions of this.

**Which bus to support?**

The move to serial buses, or packet switching, comes from the need for high availability systems, with an uptime still 99.999 percent. This high level of availability begs for redundant systems. Redundant systems can more easily be built and maintained with serial buses. CompactPCI is a parallel bus. AdvancedTCA is a serial bus.

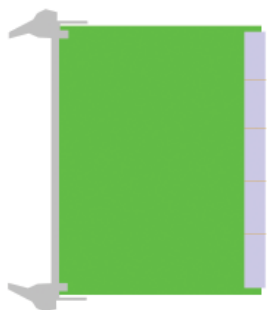


Figure 4a

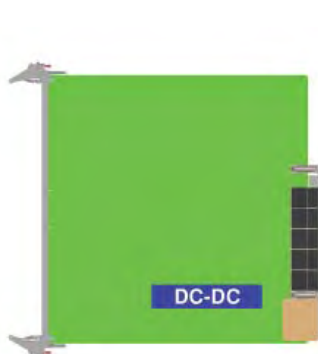


Figure 4b

	CompactPCI	AdvancedTCA
<b>Board size</b>	6U x 160 mm	8U x 280 mm
<b>Distance between modules</b>	0.8" board pitch	1.2" board pitch
<b>Board area:</b>	367 cm <sup>2</sup>	903 cm <sup>2</sup> board area
<b>Power consumption per module</b>	35 – 50 W	150 – 200 W

Table 1

AdvancedTCA is targeted at a different world than CompactPCI, the core of the telecommunication world. As such, its properties are quite different than CompactPCI. Figures 4a and 4b and the specifications in Table 1 compare CompactPCI and AdvancedTCA.

With AdvancedTCA we enter a new era. Supporting multiple CPUs on one module requires power. Power generates heat, which has to be dissipated. For this reason, thermal considerations are a very important factor in the specification process.

CompactPCI 2.16 combines both a parallel and serial bus architecture. The comparison of CompactPCI, CompactPCI 2.16, and AdvancedTCA is shown in Table 2.

Advanced TCA is based on the core specification, PICMG 3.0. The core specification integrates a complete set of specifications including power distribution, mechanical elements, system management, connector zones and types, fabric topologies, thermal management guidelines, and regulatory guidelines.

The other specifications in AdvancedTCA series define the different serial communication networks, like Ethernet and Fibre

Attribute	PICMG 2.0 / CompactPCI	PICMG 2.16 / CPSB	PICMG 3.0 / AdvancedTCA
<b>Board size</b>	6U x 160 mm x .8" 57 sq. in. + 2 mezzanines	6U x 160 mm x .8" 57 sq in + 2 mezzanines	8U x 280 mm x 1.2" 140 sq. in. + 4 mezzanines
<b>Board power</b>	35-50 W	35-50 W	150-200 W
<b>Backplane bandwidth</b>	~ 4 Gbps	~ 38 Gbps	~ 2.4 Tbps
<b>Number of active boards</b>	21	19	16
<b>Power system</b>	Centralized converter 5, 12, 3.3 V Backplane	Centralized converter 5, 12, 3.3 V Backplane	Distributed converters Dual 48 V backplane
<b>Management</b>	OK	OK	Advanced
<b>I/O</b>	Limited	OK	Extensive
<b>Clock, update, test bus</b>	No	No	Yes
<b>Multivendor support</b>	Extensive	Building	Since late 2003
<b>Base cost of shelf</b>	Low	Low-moderate	Moderate-high
<b>Regulatory conformance</b>	Vendor specific	Vendor specific	In standard
<b>Functional density of shelf</b>	Low	Moderate	High
<b>Lifecycle cost per function</b>	High	Moderate	Low
<b>Standard GA schedule</b>	1995	2001	2003

Table 2

# The Power of Convergence...



## Reliability. Scalability. Mobility...on a gateway blade.

### Open architecture drives costs down and performance up.

Modular VoIP "blades" based around standard, interoperable modules like PMC and AdvancedMC reduce costs by limiting the number of unique blades that telecom OEMs and carriers have to purchase and stock. A softswitch or media gateway controller can be deployed in a minimal configuration and scaled up later (to OC-3 and beyond) without replacing the whole blade and without taking it offline. SBE provides high-performance DSP resource modules that deliver premium carrier class voice processing with world-class features using Texas Instruments' DSPs with Telogy Software. In addition, these modules support transcoding and transrating to enable the integration of voice, video, data, and wireless.

SBE products are scalable from daughterboard modules to complex gateway blades, and provide telecom carriers/service providers with a choice of programmable voice platforms featuring SBE's line of network interface cards, ranging from T1 and T3 to Gigabit Ethernet and IPsec/SSL/WLAN acceleration. Full Linux support is available on every board.



**Linux** On Demand

flexibility on demand | 925-355-2000 | [info@sbei.com](mailto:info@sbei.com) | [www.sbei.com](http://www.sbei.com)

RSC# 107 @[www.compactpci-systems.com/rsc](http://www.compactpci-systems.com/rsc)

Channel, InfiniBand, StarFabric, PCI Express and Advanced Switching, and RapidIO.

Additional specifications include the interface for mezzanine add on modules, CompactTCA (AdvancedTCA in a different form factor), and other small modular form factors.

### Software support

With all the new features incorporated in AdvancedTCA, software support becomes a crucial factor for its success. For this reason, both PICMG and other related organizations are working on open specifications. Two of these are the System Fabric Plane (SFP) and the Service Availability Forum (SA Forum) interface specifications.

### System Fabric Plane

The specifications SFP.0 and SFP.1 enable legacy protocols on PICMG 3.1 Ethernet and other transports over AdvancedTCA backplanes. By encapsulating these protocols on AdvancedTCA interconnect, they appear to be running over a direct connection.

SFP.0 is a Layer 2 or *shim* protocol specification for low overhead, high-speed generic encapsulation targeted at PICMG 3.1 Ethernet-based modular systems, but also has application for other PICMG 3.x and 2.16 fabric-based systems. SFP.0 is generic in the sense that it can be used to encapsulate all kinds of packet-

and cell-based traffic such as Time Division Multiplexed (TDM) and Asynchronous Transfer Mode (ATM) for transport between blades or chassis on a switched fabric.

SFP.1, also known as Internal TDM (I-TDM), is a companion protocol specification to SFP.0 that is optimized for TDM traffic over high-speed fabrics such as 1 and 10 Gigabit Ethernet (PICMG 3.1), Advanced Switching (PICMG 3.4), InfiniBand (PICMG 3.2), and so on. SFP.1 and SFP.0 together provide a complete encapsulation for TDM over Ethernet. This provides a functional replacement to the hardware-based H.110 and H.100 buses that existed in older telephony systems.

### Service Availability Forum

The Service Availability Forum is a consortium of industry-leading communications and computing companies working together to develop and publish high availability and management software interface specifications to enable the delivery of continuously available carrier grade systems with off-the-shelf hardware platforms and middleware. The SA Forum then promotes and facilitates specification adoption by the industry. Initially, the Service Availability Forum will develop two interface specifications:

- The Service Availability Forum Application Interface (SAI-A) – a programming interface between applications and Service Availability middleware
- The Service Availability Forum Platform Interface (SAI-P) – a programming interface between the Service Availability middleware and platform components.

These specifications will be operating system, CPU, and platform agnostic, and will provide the ability to vertically integrate applications and systems without resorting to customization of the application for a particular platform. (Check [www.SAForum.org](http://www.SAForum.org) for more information.)

### Future parallel developments

A new generation has started with AdvancedTCA providing a major step forward toward high availability systems with very high bandwidth. However, its focus on the telecom market resulted in a large form factor, which hinders AdvancedTCA's acceptance in other markets. For this reason, a number of related developments are anticipated including:

1. Other form factors
2. Other bus systems

### Other form factors

AdvancedTCA has limitations due to its size, both in area as well as width. A point of interest is the request from mostly European telecom suppliers to decrease the width of a standard module in such a way that an additional two modules fit into a 19-inch size rack. If this proposal is accepted, two sizes will compete for market share. To date, no new developments have been scheduled.

Another initiative deals with the AdvancedTCA concepts on the 6U form factor – simply named CompactTCA. This would be a logical extension to reach markets outside of telecom, but with high bandwidth and less space. Markets include radar systems and medical/image processing. With the concepts of AdvancedTCA in place, this would be a relatively easy jump – however, the

Think COTS even for the most demanding applications



- **PowerPC-based SBCs**  
MPC74xx/PowerQUICC I, II, III  
DSP-PowerPC Gateway...



- **GIGA and FAST Embedded Ethernet Switches**  
Layer2-3, PICMG2.16, VITA31.1,  
Managed/lightly managed



- **Communication Boards**  
Single or Multiprocessor  
(PowerQUICC), fast and giga ethernet channels, serial channels...

Standard, extended and conduction-cooled



www.interfaceconcept.com

Tel : +33 (0)2 98 57 30 30

RSC# 108 @[www.compactpci-systems.com/rsc](http://www.compactpci-systems.com/rsc)

development of modules based on this to create systems would require major investments. Time will tell.

### Other bus systems

#### *AdvancedMC creates MicroTCA*

AdvancedTCA created a need for mezzanines add-on modules. Advanced Mezzanine Cards, or AdvancedMCs fulfilled that need. AdvancedMCs are switch fabric based, hot swappable, and fully managed. The AdvancedMC is positioned to broaden AdvancedTCA by providing greater thermal and volume envelope add-in modularity for a variety of I/O, storage, and processor applications. The specifications were developed to meet the stringent telecom requirements for reliability, high availability, serviceability, and manageability, by accommodating system management and hot swap capability. It is expected that these characteristics will make AdvancedMC modules attractive in many other markets as well.

The AdvancedMC series of specifications follow the numbering pattern set by AdvancedTCA where AMC.0 creates the foundation for the mezzanine cards with definition of form factor, connector, power and thermal characteristics, management, clocking and base fabric. AMC.1 maps PCI Express onto the extended fabric interface. Additional specifications to support Ethernet, storage, and Serial RapidIO include AMC.2, AMC.3, and AMC.4 respectively.

While AdvancedMC was developed to be compatible with the AdvancedTCA architecture, AdvancedMC modules will be used in conjunction with other platform architectures including some unique new systems to be comprised exclusively of AdvancedMC modules. As its predecessors have shown, good mezzanine cards will be used wherever they can fit, which will encompass a very wide range of carrier form factors and applications.

Efforts are already underway to utilize AdvancedMC modules in new ways, including MicroTCA, in which AdvancedMC cards plug directly into a backplane, creating a physically small but very powerful system in 4U height and 300 mm in depth. This not only reduces size, but also cost, making it suitable for a much wider range of applications.

A wide variety of AdvancedMCs are becoming available, including processors, signal processing farms, network processors, storage, and I/O. By interconnecting a number of these AdvancedMCs into a single backplane, MicroTCA, as shown in Figure 5, will serve as an optimal platform for many different applications. All

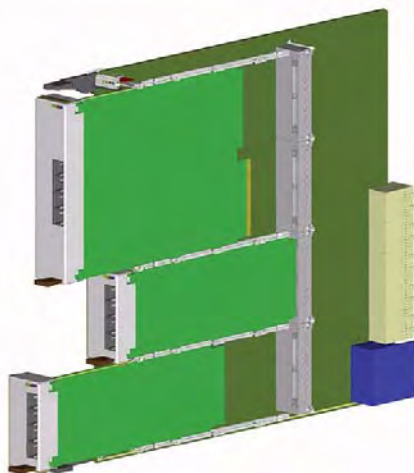


Figure 5

mezzanines conforming to the AdvancedMC standard must fit directly into MicroTCA without modification. MicroTCA is optimized for smaller scale, and more price sensitive applications and is therefore complementary to AdvancedTCA.

The application space envisioned for MicroTCA spans from sophisticated consumer electronics and business equipment on the low end to moderately complex network equipment on the high end. It includes devices to be used in telecommunications central offices, outside plant equipment like wireless basestations, and devices found in offices. Scalability at the low end is emphasized in MicroTCA, including the ability to create systems of small physical size and lower reliability levels.

### Conclusion

AdvancedTCA brings a whole new level of computing architecture to the market focused on a multibillion euros industry: telecommunication. With this major achievement now becoming reality, other markets are looking to extend the high availability architectures and concepts to other form factors. With these initiatives and market drives, we will certainly see a move to packet switching and fabric planes. Depending on your future needs, it will involve you in one way or another.

*Eelco van der Waal is chairman of PICMG Europe.*

To learn more, contact Eelco at:

**PICMG Europe**  
[www.picmgeu.org](http://www.picmgeu.org)

**PMCs and PIMs for Accessing SCSI and IDE Devices**

Add direct access for SCSI or IDE storage devices, including Type 1&2 CompactFlash, with PMC and PIM solutions. From the leader in PMCs. Technobox.

- Fast/Wide SCSI Adapters (SE and HVD)
- Ultra 2 SCSI Adapters (LVD/SE)
- Ultra 160 SCSI Adapters (LVD/SE)
- IDE Adapters (including on-board CompactFlash sites)

For details, visit our web site [www.technobox.com](http://www.technobox.com)

**Technobox, inc.**®

PMB 300, 4201 Church Road  
Mount Laurel, NJ 08054 USA  
Tel 609-267-8988  
Fax 609-261-1011

RSC# 109 @[www.compactpci-systems.com/rsc](http://www.compactpci-systems.com/rsc)

... it's not  
just a bus



... it's a complete  
system approach



EUROPE

The neutral promotor  
of CompactPCI technology

For member information: see [www.picmgeu.org](http://www.picmgeu.org)

**CompactPCI**<sup>®</sup> provides a complete system approach with software compatibility ranging from basic modular systems to high availability (99.999%). It covers your existing and future needs, with off-the-shelf hardware and software, enabling short time-to-market including your specific needs or designs.

RSC# 110 @[www.compactpci-systems.com/rsc](http://www.compactpci-systems.com/rsc)

# BUYER'S GUIDE:

Company Name	Fibre Channel	InfiniBand	PCI Express	PICMG 2.16	RACEway	RapidIO	SCRAMNet	StarFabric	Switched fabric	Website
ACT/Technico									•	www.acttechnico.com
AIM-USA	•									www.aim-online.com
AMCC									•	www.amcc.com
Ancot	•									www.ancot.com
Apcon	•									www.apcon.com
Astek Corporation	•									www.astekcorp.com
ATTO Technology	•									www.attotech.com
Carlo Gavazzi CS				•				•		www.gavazzi-computing.com
CATC/Lecroy	•									www.lecroy.com
CIPRICO	•									www.ciprico.com
Concurrent Technologies				•						www.gocct.com
Curtiss-Wright Embedded	•				•		•	•		www.cwembedded.com
Delphi Engineering	•									www.DelphiEng.com
DRS					•					www.drs.com
DSPCon	•									www.dspcon.com
DSS Networks				•				•		www.dssnetworks.com
ELMA Bustronic								•		www.elmabustronic.com
ELMA Electronic				•				•		www.elma.com
Emulex	•									www.emulex.com
GE Fanuc Automation	•	•		•						www.gefanuc.com/embedded
General Micro Systems				•						www.gms4vme.com
Great River Technology	•									www.greatrivertech.com
Hybricon								•		www.hybricon.com
Innovative Integration								•		www.innovative-dsp.com
Integrated Device Technology			•							www.idt.com
Intel				•						www.intel.com
Interphase	•									www.interphase.com
JAE Electronics		•	•							www.jae-connector.com
Kaparel								•		www.kaparel.com
Medea Corporation	•									www.medea.com
Mellanox		•								www.mellanox.com
Mercury Computer Systems	•				•	•				www.mc.com
Omni Device				•				•		www.omnidevice.com
PCI Embedded								•		www.pcisystems.com
QLogic Corp.	•									www.qlogic.com
RadiSys Corp	•			•						www.radisys.com
SANBlazeTechnology	•									www.sanblaze.com
SBS Technologies	•	•								www.sbs.com
Silicon Image	•									www.siimage.com
Silicon Turnkey Express						•				www.SiliconTKx.com
Solflower Computer								•		www.solflower.com
StarGen								•	•	www.stargen.com
TEK Microsystems					•					www.tekmicro.com
TeraChip								•		www.tera-chip.com
Tundra Semiconductor						•		•		www.tundra.com
Unison Information Systems	•									www.unisoninfo.com
V Rose Microsystems								•		www.vrosemicrosystems.com
Vitesse Semiconductor	•									www.vitesse.com
XILINX	•		•							www.xilinx.com
Xyratex	•									www.xyratex.com
ZNYX				•				•		www.znyx.com



## THE Bridge StarFabric-Boards


Flexible bridging of **PCI, cPCI and PXI**.  
High speed data transmission in real time. Expect a lot, but no high costs.

info@hartmann-elektronik.de  
www.hartmann-electronic.com

RSC# 11101 @www.compactpci-systems.com/rsc

**TeraChip**

**ATCA Switch Fabric**




Compliant ATCA Switching Solutions,  
Scalable from 160-320Gbps and  
Interoperable with Market Leading NPU's

CALL (650)320-8148

www.TERA-CHIP.com

RSC# 11102 @www.compactpci-systems.com/rsc

**TUNDRA**



Need high-performance  
system interconnect?

Tundra Tsi568A™ and Tsi564A™ serial  
RapidIO® switches offer the industry's  
best **performance,**  
**configurability, power, and cost.**

www.tundra.com

RSC# 11103 @www.compactpci-systems.com/rsc

# Industrial SBCs with an attitude

By Ernest Godsey



*In the industrial automation marketplace, that old attitude of What you see is what you get is evolving into a more pragmatic, a more adaptable approach that's making Single Board Computers (SBCs) a hot topic among system designers. Developers in the industrial sector are enthusiastic about this new breed of SBCs that come with an attitude of What you need, I can provide.*

*Several suppliers have recently introduced SBCs that are better equipped than ever for industrial applications. Based on their specifications alone, these boards match up with the requirements of the industrial marketplace, but if you scratch the surface just a bit more, you'll see how targeted these SBCs can be to the specific needs of a particular application.*

## The best of both worlds

System designers want (and perhaps in today's marketplace they need) the best of both worlds. That is, they want solutions specific to their requirements without the added cost of a custom development. They want a standard, COTS cost-effective SBC, but they also want all of the hardware and software resources that a custom-developed, more expensive computer board would have. Not too long ago, this was an unrealistic expectation, but this new generation of CompactPCI SBCs features a level of flexibility and configurability unheard of in the past.

Recently introduced SBCs are indicative of this new generation of solutions for the industrial market segment. For example, MEN Micro's MEN F12, a 3U CompactPCI SBC based on the Freescale 5200, meets the basic requirements with capabilities including:

- Extended industrial temperature range
- Optional conformal coating to protect against chemicals, moisture, dust, and other contaminants
- Shock and vibration resistance

In addition to these basic specifications, CompactPCI boards like the F12 have adaptable features that make their functional capabilities practically open-ended. Layered on top of the fundamental industrial specifications are flexible options that give developers a high degree of freedom in the final implementation.

## Processor of-the-day

This new level of freedom even extends to the SBC's processor. The MEN F12 (Figure 1), like other solutions, is turning the old way of thinking about SBCs on its head. Not too long ago, the processor was the least changeable element on the board. Other resources, like I/O and memory, could be configured to a degree by way of mezzanine cards. But now, MEN's Embedded Systems Modules (ESM) and other vendors' System-on-Module concepts are changing the old way of thinking about SBCs.



Figure 1

Now, it's possible for the processor to be just as changeable as any other onboard resource. The F12, for example, features the PowerPC MPC5200 processor with a telematics communications unit, floating point unit, memory management unit, and DRAM controller. The processor itself is actually mounted on MEN's EM1 ESM (Figure 2) and this in turn is installed on a 3U CompactPCI ESM carrier card. If the system designer has a different set of processing requirements, another ESM featuring an entirely different processor could be installed on the 3U carrier card to provide the processing capabilities needed by the application. Or, the EM1

could just as easily be installed on a 6U or other form factor ESM carrier board compatible with practically any bus structure.




Figure 2

Of course, the I/O resources remain as adaptable as they always have been. On the F12, for example, the two onboard Fast Ethernet ports, a serial interface, and a USB channel are routed to RJ-45 connectors, but, as an alternative, they can be routed to more robust D-sub connectors. And small MEN SA-Adapters can be used to add two CAN channels to the board. Moreover, because the MPC5200 PowerPC processor features the BestComm/DMA I/O controller, other industrial interfaces such as SPI as well as CAN, USB, Fast Ethernet, and others are also supported.

## Logically flexible

Another level of adaptability can be achieved with Field Programmable Gate Arrays (FPGA). The number of gates in a typical FPGA has grown to the point where multiple I/O interfaces, including the functional logic of a graphics or other type of controller, can be supported by a single programmable device. For example, an SBC with an onboard Cyclone FPGA from Altera can minimize design risks for system developers. Instead of investing significant time and effort into developing a custom PCB to provide the capabilities needed for a certain application, Intellectual Property (IP) cores can be loaded into the onboard FPGA, dramatically reducing the time and risk involved in a new development effort.

Typically, system designers utilize on-board FPGAs to implement functions such as:

- Graphics or touch-screen controllers
- I/O interfaces like CAN bus
- Digital I/O or USB ports
- Ethernet or serial channels

Some manufacturers offer a library of IP cores that can be downloaded into an FPGA. Alternatively, system designers can develop their own functional logic or acquire it from a third party.

In addition, the configuration of an FPGA need not be static, even after a particular SBC has been installed in the application. For example, the logical configuration of an FPGA can be updated dynamically while the system is running.

### Open-ended options

Not so long ago, the only way that designers of industrial applications could have an SBC with the precise set of resources they needed was to design the board from scratch to meet the specifications. These days with so many options available in standard, off-the-shelf CompactPCI SBCs, in many applications a custom-designed processor card is very difficult to cost justify.

*Ernest Godsey is president of MEN Micro, Inc., a wholly owned subsidiary of MEN Mikro Elektronik GmbH, a privately held German company. MEN supplies board-level products for embedded systems to OEMs worldwide. For the 13 years prior to his tenure with MEN, Ernest held a variety of senior management positions with Interphase Corporation in Dallas, Texas. Ernest has a BS in Electrical Engineering from Texas A&M University and a MBA from the University of Wisconsin.*

*Ernest also serves on the External Advisory and Development Council of the Department of Electrical Engineering at Texas A&M University.*

To learn more, contact Ernest at:

**MEN Micro**  
 PO Box 4160  
 Lago Vista, TX 78645-4160  
 Tel: 512-267-8883  
 E-mail: egodsey@menmicro.com  
 Website: www.menmicro.com

Company Name	Fieldbus						General		Website
	CAN	DeviceNet	Foundation	Interbus	Lon/SERCOS	Profibus	Indust. computers	Machine vision	
ACKSYS							•		www.acksys.fr
AcQ InduCom	•							•	www.acq.nl
Acromag							•		www.acromag.com
ACS-Tech 80								•	www.acs-tech80.com
Actis								•	www.actis-computer.com
Adas	•								www.adas.fr
ADLINK Technology	•							•	www.adlinktech.com
Alacron								•	www.alacron.com
AMIRIX Systems								•	www.amirix.com
Ansoft							•		www.ansoft.com
Axiomtek								•	www.axiomtek.com
COGNEX								•	www.cognex.com
Coreco Imaging								•	www.imaging.com
Curtiss-Wright Embedded	•								www.cwembedded.com
DMD Computers							•		www.dmd.it
EKF-Elektronik	•								www.ekf.de
Emtrion	•								www.emtrion.com
Eonic B.V.								•	www.eonic.com
esd	•								www.esd-electronics.com
Euresys								•	www.euresys.com
Hilscher N.A.		•					•		www.hilscher.com
HMS Indust. Networks							•		www.anybus.com
Inova	•			•			•		www.inova-computers.de
Interay BV								•	www.interay.com
InterlinkBT				•					www.interlinkbt.com
Ixxat	•								www.ixxatusa.com
Janich & Klass				•					www.janichklass.com
Janz Computer	•								www.janzag.de
Kontron							•		www.kontron.com
Media Cybernetics								•	www.mediacy.com
MEN Micro	•						•		www.menmicro.com
Micalyne		•							www.micalyne.com
National Instruments	•	•						•	www.ni.com
PCI Embedded								•	www.pcisystems.com
Pro-Dex								•	www.pro-dex.com
Saelig	•								www.saelig.com
Siemens	•						•	•	www.siemens.com
SMA	•			•					www.SMAcomputers.com
TEWS Technologies	•			•	•			•	www.tews.com
Woodhead		•							www.woodhead.com

# CompactPCI and AdvancedTCA SYSTEMS

## ADVERTISER INFORMATION

Page/RSC#	Advertiser/Product description	Page/RSC#	Advertiser/Product description
36	ACT/Technico – Ethernet Switches	7603	Interphase – iSPAN 4576 PMC ATM
208	Adax – Signaling Gateways	9602	Interphase – iSPAN 4539 PMC
8	Advanet/Radic – PowerPC and Pentium Processor Boards	9702	Interphase – iSPAN 36NP AdvancedMC
45	AEI – Fast Ethernet & Gigabit Ethernet Cards	41	Kontron – AdvancedTCA/AdvancedMC Modular Solutions
209	Aitech Defense Systems – COTS Compliant	42	Measurement Science Conference – February 27 – March 3, 2006
70	Alphi Technology – MIL-STD-1553, Analog I/O, PMC Modules	2010	Mercury Computer Systems – 3U CompactPCI PowerStream 3000
12	AP Labs – Rugged Power Supplies	4004	Mercury Computer Systems – PowerStream 3000 Series
2101	AP Labs – Rugged Enclosures	94	Micrel – High-Voltage Hot-Swap Power Controllers
104	APW – System Level Components & Turnkey Solutions	205	Motorola – AdvancedTCA, CompactPCI, Carrier Grade Linux
37	Arrow – COTS by Motorola	10501	N.A.T. – NPMC-DSP, NPMC-STM1, NPMC-8E1/T1/J1
61	Artesyn Technologies – Communication Products	7	National Instruments – Test Management Software
69	AudioCodes – TP-12610 ATCA VoIP Media Gateway Board	33	National Instruments – Plug-and-Play Switching
68	AZ-COM Inc – Quality Extenders	80	Navatek – NT5000 CPU Commander
93	Ballard Technology – OmniBusBox	6	Nextronics – Rock-Solid LEAN Handle I
62	Carlo Gavazzi CS – Enclosures, Cabinets, Backplanes	31	North Atlantic Industries – Intelligent Multifunction I/O Cards
4001	CES – Ruggedized Mil-Spec	66	One Stop Systems – PCI Express
4003	CES – MIL-STD 1553	16	Performance Technologies – Platforms, Components, Software, Support.
7503	CES – PrPMCs	25	Performance Technologies – Advanced Managed Platforms
9701	CES – PowerPC Processors	27	Performance Technologies – Integrated Slot Components
3	Comtel Electronics – Systems, Backplanes, Accessories	29	Performance Technologies – Enabling Software & Middleware
39	Condor Engineering – Avionics Interface Solutions	4701	Performance Technologies – Platforms, Components
4002	Condor Engineering – Avionics Interface Solutions	1402	Philips – VME Panels, CPCI Panels
102	Conec Corporation – AdvancedTCA and CompactPCI Connectors	110	PICMG Europe – CompactPCI Technology
203	Continuous Computing – Wireless, VoIP and IMS Infrastructure Solutions	4702	Pinnacle Data Systems – AdvancedTCA Solutions
204	Continuous Computing – Accelerated Time to Market	73	PMC Showcase – PMC/AMC Showcase
1901	DegreeC – Thermal Engineering Products	23	Polyrack – Microcomputer Packaging Systems
8901	Del Technology Applications – Turn-key PCB Design Service	202	Positronic Industries – Zone 1 Power Connectors
18	Digital Power – Hot-Swap / Redundant Power Supplies	1401	Positronic Industries – Power Solutions
17	Diversified Technology – Ethernet and InfiniBand Switched Fabrics	10	Radian Heatsink – EZ Snap BGA Fansinks
7202	Dynamic Engineering – Custom Designs	5	RadiSys Corp – AdvancedTCA Solutions
7502	Dynamic Engineering – IndustryPack	13	RadiSys Corp – AdvancedTCA Solutions
15	ELMA Bustronic – Probe Card and Backplanes	95	Red Rock Technologies – Mass Storage Modules
101	ELMA Electronic – Handles and Panels	107	SBE – Gateway Blade
207	Embedded Planet – Design, Develop, Deploy	115	SBS Technologies – G2 Plus Graphics PMC Module
7402	Embedded Planet – EP8548A PowerQUICC III AMC	79	Schroff – AdvancedTCA, AdvancedMC & MicroTCA
90	Embedded World 2006 – Exhibition & Conference	77	Simon Industries – Conduction-Cooled Heat Frames
38	EPT USA – 2.0 Hardmetric Connector System	69	SMA – Embedded Computer Solutions
9	Excaltur Systems – Avionics Communications	83	Sundance – SMT3000
206	F9 Systems – Design Optimization & Verification	85	Sundance – SMT791
2102	F9 Systems – Tx/Rx SignalBlade and BenchBlade	87	Sundance – SMT6050
201	FCI – High-Speed Connectors	109	Technobox – PMCs and PIMs
2103	FCI – Millipacs HM 2mm Connectors	9902	Technobox – Adapters and Tools for PMCs
2	GE Fanuc Automation – Intel-based SBCs and complete I/O systems	10502	Technobox – Adding Async I/O
4703	GE Fanuc Automation – CP920-12/M	11102	TeraChip – AdvancedTCA Switch Fabric
9601	GE Fanuc Automation – CPCI-7808	44	TEWS Technologies – Embedded I/O Solutions
9703	GE Fanuc Automation – CPCI-7055	8902	Tundra Semiconductor – Tsi108
6001	General Software – Embedded x86 Firmware Solutions	11103	Tundra Semiconductor – Tsi568A and Tsi564A
92	Geotest – 3U PXI Cool Chassis	65	Vector Electronics – System Packaging
11101	Hartmann Elektronik – StarFabric bridges	116	VMETRO – PCI Express
108	Interface Concept – PowerPC-based SBCs	48	Winchester Electronics – AdvancedTCA Zone 1 Power Connectors
34	Internet Telephony – Internet Telephony, January 24-27, 2006	6002	Wolf – Rapid CompactPCI Design
7201	Interphase – SlotOptimizer 364G AdvancedMC	1902	XTech – CPCI Front Panels
7401	Interphase – iNAV 31K AdvancedMC	6003	Zephyr Engineering – Digital I/O
7403	Interphase – iSPAN 3632C AdvancedMC Quad-Port	9901	Zephyr Engineering – ZPCI.2466
7501	Interphase – iSPAN 3639 AdvancedMC T1/E1/J1		
7601	Interphase – iSPAN 3676 AdvancedMC		
7602	Interphase – iSPAN 3650 AdvancedMC		

## OpenSystems Publishing

Advertising/Business office:  
30233 Jefferson Avenue  
St. Clair Shores, MI 48082  
Tel: 586-415-6500 ■ Fax: 586-415-4882

**Vice President Marketing & Sales**  
Patrick Hopper  
phopper@opensystems-publishing.com

**Senior Account Manager**  
Dennis Doyle  
ddoyle@opensystems-publishing.com

**Account Manager**  
Tom Varcie  
tvarcie@opensystems-publishing.com

**Print and Online Marketing Specialist**  
Christine Long  
clong@opensystems-publishing.com

**Advertising/Marketing Coordinator**  
Andrea Stabile  
astabile@opensystems-publishing.com

**European Bureau Chief**  
Stefan Baginski  
sbaginski@opensystems-publishing.com

**Account Manager**  
Doug Cordier  
dcordier@opensystems-publishing.com

**Business Manager**  
Karen Layman

For reprints call the sales office: 586-415-6500

**Statement of Ownership, Management, and Circulation**

1. Publication Title: CompactPCI Systems

2. Issue Date: December 2005

3. Issue Frequency: Quarterly

4. Annual Subscription Price: \$48.00

5. Single Copy Price: \$4.00

6. Complete Mailing Address of Known Office of Publication (not printer): 30233 Jefferson Avenue, St. Clair Shores, MI 48082

7. Complete Mailing Address of Headquarters or General Business Office of Publisher: 30233 Jefferson Avenue, St. Clair Shores, MI 48082

8. Owner: OpenSystems Publishing, Inc.

9. Full Name and Complete Mailing Address of Publisher: OpenSystems Publishing, Inc., 30233 Jefferson Avenue, St. Clair Shores, MI 48082

10. Full Name and Complete Mailing Address of Editor: Patrick Hopper, 30233 Jefferson Avenue, St. Clair Shores, MI 48082

11. Full Name and Complete Mailing Address of Business Manager: Karen Layman, 30233 Jefferson Avenue, St. Clair Shores, MI 48082

12. Full Name and Complete Mailing Address of Circulation Manager: Andrea Stabile, 30233 Jefferson Avenue, St. Clair Shores, MI 48082

13. Publication Title: CompactPCI Systems

14. Issue Date: December 2005

15. Issue Frequency: Quarterly

16. Annual Subscription Price: \$48.00

17. Single Copy Price: \$4.00

18. Complete Mailing Address of Known Office of Publication (not printer): 30233 Jefferson Avenue, St. Clair Shores, MI 48082

19. Complete Mailing Address of Headquarters or General Business Office of Publisher: 30233 Jefferson Avenue, St. Clair Shores, MI 48082

20. Owner: OpenSystems Publishing, Inc.

21. Full Name and Complete Mailing Address of Publisher: OpenSystems Publishing, Inc., 30233 Jefferson Avenue, St. Clair Shores, MI 48082

22. Full Name and Complete Mailing Address of Editor: Patrick Hopper, 30233 Jefferson Avenue, St. Clair Shores, MI 48082

23. Full Name and Complete Mailing Address of Business Manager: Karen Layman, 30233 Jefferson Avenue, St. Clair Shores, MI 48082

24. Full Name and Complete Mailing Address of Circulation Manager: Andrea Stabile, 30233 Jefferson Avenue, St. Clair Shores, MI 48082

25. Publication Title: CompactPCI Systems

26. Issue Date: December 2005

27. Issue Frequency: Quarterly

28. Annual Subscription Price: \$48.00

29. Single Copy Price: \$4.00

30. Complete Mailing Address of Known Office of Publication (not printer): 30233 Jefferson Avenue, St. Clair Shores, MI 48082

31. Complete Mailing Address of Headquarters or General Business Office of Publisher: 30233 Jefferson Avenue, St. Clair Shores, MI 48082

32. Owner: OpenSystems Publishing, Inc.

33. Full Name and Complete Mailing Address of Publisher: OpenSystems Publishing, Inc., 30233 Jefferson Avenue, St. Clair Shores, MI 48082

34. Full Name and Complete Mailing Address of Editor: Patrick Hopper, 30233 Jefferson Avenue, St. Clair Shores, MI 48082

35. Full Name and Complete Mailing Address of Business Manager: Karen Layman, 30233 Jefferson Avenue, St. Clair Shores, MI 48082

36. Full Name and Complete Mailing Address of Circulation Manager: Andrea Stabile, 30233 Jefferson Avenue, St. Clair Shores, MI 48082

37. Publication Title: CompactPCI Systems

38. Issue Date: December 2005

39. Issue Frequency: Quarterly

40. Annual Subscription Price: \$48.00

41. Single Copy Price: \$4.00

42. Complete Mailing Address of Known Office of Publication (not printer): 30233 Jefferson Avenue, St. Clair Shores, MI 48082

43. Complete Mailing Address of Headquarters or General Business Office of Publisher: 30233 Jefferson Avenue, St. Clair Shores, MI 48082

44. Owner: OpenSystems Publishing, Inc.

45. Full Name and Complete Mailing Address of Publisher: OpenSystems Publishing, Inc., 30233 Jefferson Avenue, St. Clair Shores, MI 48082

46. Full Name and Complete Mailing Address of Editor: Patrick Hopper, 30233 Jefferson Avenue, St. Clair Shores, MI 48082

47. Full Name and Complete Mailing Address of Business Manager: Karen Layman, 30233 Jefferson Avenue, St. Clair Shores, MI 48082

48. Full Name and Complete Mailing Address of Circulation Manager: Andrea Stabile, 30233 Jefferson Avenue, St. Clair Shores, MI 48082

49. Publication Title: CompactPCI Systems

50. Issue Date: December 2005

51. Issue Frequency: Quarterly

52. Annual Subscription Price: \$48.00

53. Single Copy Price: \$4.00

54. Complete Mailing Address of Known Office of Publication (not printer): 30233 Jefferson Avenue, St. Clair Shores, MI 48082

55. Complete Mailing Address of Headquarters or General Business Office of Publisher: 30233 Jefferson Avenue, St. Clair Shores, MI 48082

56. Owner: OpenSystems Publishing, Inc.

57. Full Name and Complete Mailing Address of Publisher: OpenSystems Publishing, Inc., 30233 Jefferson Avenue, St. Clair Shores, MI 48082

58. Full Name and Complete Mailing Address of Editor: Patrick Hopper, 30233 Jefferson Avenue, St. Clair Shores, MI 48082

59. Full Name and Complete Mailing Address of Business Manager: Karen Layman, 30233 Jefferson Avenue, St. Clair Shores, MI 48082

60. Full Name and Complete Mailing Address of Circulation Manager: Andrea Stabile, 30233 Jefferson Avenue, St. Clair Shores, MI 48082

61. Publication Title: CompactPCI Systems

62. Issue Date: December 2005

63. Issue Frequency: Quarterly

64. Annual Subscription Price: \$48.00

65. Single Copy Price: \$4.00

66. Complete Mailing Address of Known Office of Publication (not printer): 30233 Jefferson Avenue, St. Clair Shores, MI 48082

67. Complete Mailing Address of Headquarters or General Business Office of Publisher: 30233 Jefferson Avenue, St. Clair Shores, MI 48082

68. Owner: OpenSystems Publishing, Inc.

69. Full Name and Complete Mailing Address of Publisher: OpenSystems Publishing, Inc., 30233 Jefferson Avenue, St. Clair Shores, MI 48082

70. Full Name and Complete Mailing Address of Editor: Patrick Hopper, 30233 Jefferson Avenue, St. Clair Shores, MI 48082

71. Full Name and Complete Mailing Address of Business Manager: Karen Layman, 30233 Jefferson Avenue, St. Clair Shores, MI 48082

72. Full Name and Complete Mailing Address of Circulation Manager: Andrea Stabile, 30233 Jefferson Avenue, St. Clair Shores, MI 48082

73. Publication Title: CompactPCI Systems

74. Issue Date: December 2005

75. Issue Frequency: Quarterly

76. Annual Subscription Price: \$48.00

77. Single Copy Price: \$4.00

78. Complete Mailing Address of Known Office of Publication (not printer): 30233 Jefferson Avenue, St. Clair Shores, MI 48082

79. Complete Mailing Address of Headquarters or General Business Office of Publisher: 30233 Jefferson Avenue, St. Clair Shores, MI 48082

80. Owner: OpenSystems Publishing, Inc.

81. Full Name and Complete Mailing Address of Publisher: OpenSystems Publishing, Inc., 30233 Jefferson Avenue, St. Clair Shores, MI 48082

82. Full Name and Complete Mailing Address of Editor: Patrick Hopper, 30233 Jefferson Avenue, St. Clair Shores, MI 48082

83. Full Name and Complete Mailing Address of Business Manager: Karen Layman, 30233 Jefferson Avenue, St. Clair Shores, MI 48082

84. Full Name and Complete Mailing Address of Circulation Manager: Andrea Stabile, 30233 Jefferson Avenue, St. Clair Shores, MI 48082

85. Publication Title: CompactPCI Systems

86. Issue Date: December 2005

87. Issue Frequency: Quarterly

88. Annual Subscription Price: \$48.00

89. Single Copy Price: \$4.00

90. Complete Mailing Address of Known Office of Publication (not printer): 30233 Jefferson Avenue, St. Clair Shores, MI 48082

91. Complete Mailing Address of Headquarters or General Business Office of Publisher: 30233 Jefferson Avenue, St. Clair Shores, MI 48082

92. Owner: OpenSystems Publishing, Inc.

93. Full Name and Complete Mailing Address of Publisher: OpenSystems Publishing, Inc., 30233 Jefferson Avenue, St. Clair Shores, MI 48082

94. Full Name and Complete Mailing Address of Editor: Patrick Hopper, 30233 Jefferson Avenue, St. Clair Shores, MI 48082

95. Full Name and Complete Mailing Address of Business Manager: Karen Layman, 30233 Jefferson Avenue, St. Clair Shores, MI 48082

96. Full Name and Complete Mailing Address of Circulation Manager: Andrea Stabile, 30233 Jefferson Avenue, St. Clair Shores, MI 48082

97. Publication Title: CompactPCI Systems

98. Issue Date: December 2005

99. Issue Frequency: Quarterly

100. Annual Subscription Price: \$48.00

101. Single Copy Price: \$4.00

102. Complete Mailing Address of Known Office of Publication (not printer): 30233 Jefferson Avenue, St. Clair Shores, MI 48082

103. Complete Mailing Address of Headquarters or General Business Office of Publisher: 30233 Jefferson Avenue, St. Clair Shores, MI 48082

104. Owner: OpenSystems Publishing, Inc.

105. Full Name and Complete Mailing Address of Publisher: OpenSystems Publishing, Inc., 30233 Jefferson Avenue, St. Clair Shores, MI 48082

106. Full Name and Complete Mailing Address of Editor: Patrick Hopper, 30233 Jefferson Avenue, St. Clair Shores, MI 48082

107. Full Name and Complete Mailing Address of Business Manager: Karen Layman, 30233 Jefferson Avenue, St. Clair Shores, MI 48082

108. Full Name and Complete Mailing Address of Circulation Manager: Andrea Stabile, 30233 Jefferson Avenue, St. Clair Shores, MI 48082

109. Publication Title: CompactPCI Systems

110. Issue Date: December 2005

111. Issue Frequency: Quarterly

112. Annual Subscription Price: \$48.00

113. Single Copy Price: \$4.00

114. Complete Mailing Address of Known Office of Publication (not printer): 30233 Jefferson Avenue, St. Clair Shores, MI 48082

115. Complete Mailing Address of Headquarters or General Business Office of Publisher: 30233 Jefferson Avenue, St. Clair Shores, MI 48082

116. Owner: OpenSystems Publishing, Inc.

117. Full Name and Complete Mailing Address of Publisher: OpenSystems Publishing, Inc., 30233 Jefferson Avenue, St. Clair Shores, MI 48082

118. Full Name and Complete Mailing Address of Editor: Patrick Hopper, 30233 Jefferson Avenue, St. Clair Shores, MI 48082

119. Full Name and Complete Mailing Address of Business Manager: Karen Layman, 30233 Jefferson Avenue, St. Clair Shores, MI 48082

120. Full Name and Complete Mailing Address of Circulation Manager: Andrea Stabile, 30233 Jefferson Avenue, St. Clair Shores, MI 48082

121. Publication Title: CompactPCI Systems

122. Issue Date: December 2005

123. Issue Frequency: Quarterly

124. Annual Subscription Price: \$48.00

125. Single Copy Price: \$4.00

126. Complete Mailing Address of Known Office of Publication (not printer): 30233 Jefferson Avenue, St. Clair Shores, MI 48082

127. Complete Mailing Address of Headquarters or General Business Office of Publisher: 30233 Jefferson Avenue, St. Clair Shores, MI 48082

128. Owner: OpenSystems Publishing, Inc.

129. Full Name and Complete Mailing Address of Publisher: OpenSystems Publishing, Inc., 30233 Jefferson Avenue, St. Clair Shores, MI 48082

130. Full Name and Complete Mailing Address of Editor: Patrick Hopper, 30233 Jefferson Avenue, St. Clair Shores, MI 48082

131. Full Name and Complete Mailing Address of Business Manager: Karen Layman, 30233 Jefferson Avenue, St. Clair Shores, MI 48082

132. Full Name and Complete Mailing Address of Circulation Manager: Andrea Stabile, 30233 Jefferson Avenue, St. Clair Shores, MI 48082

133. Publication Title: CompactPCI Systems

134. Issue Date: December 2005

135. Issue Frequency: Quarterly

136. Annual Subscription Price: \$48.00

137. Single Copy Price: \$4.00

138. Complete Mailing Address of Known Office of Publication (not printer): 30233 Jefferson Avenue, St. Clair Shores, MI 48082

139. Complete Mailing Address of Headquarters or General Business Office of Publisher: 30233 Jefferson Avenue, St. Clair Shores, MI 48082

140. Owner: OpenSystems Publishing, Inc.

141. Full Name and Complete Mailing Address of Publisher: OpenSystems Publishing, Inc., 30233 Jefferson Avenue, St. Clair Shores, MI 48082

142. Full Name and Complete Mailing Address of Editor: Patrick Hopper, 30233 Jefferson Avenue, St. Clair Shores, MI 48082

143. Full Name and Complete Mailing Address of Business Manager: Karen Layman, 30233 Jefferson Avenue, St. Clair Shores, MI 48082

144. Full Name and Complete Mailing Address of Circulation Manager: Andrea Stabile, 30233 Jefferson Avenue, St. Clair Shores, MI 48082

145. Publication Title: CompactPCI Systems

146. Issue Date: December 2005

147. Issue Frequency: Quarterly

148. Annual Subscription Price: \$48.00

149. Single Copy Price: \$4.00

150. Complete Mailing Address of Known Office of Publication (not printer): 30233 Jefferson Avenue, St. Clair Shores, MI 48082

151. Complete Mailing Address of Headquarters or General Business Office of Publisher: 30233 Jefferson Avenue, St. Clair Shores, MI 48082

152. Owner: OpenSystems Publishing, Inc.

153. Full Name and Complete Mailing Address of Publisher: OpenSystems Publishing, Inc., 30233 Jefferson Avenue, St. Clair Shores, MI 48082

154. Full Name and Complete Mailing Address of Editor: Patrick Hopper, 30233 Jefferson Avenue, St. Clair Shores, MI 48082

155. Full Name and Complete Mailing Address of Business Manager: Karen Layman, 30233 Jefferson Avenue, St. Clair Shores, MI 48082

156. Full Name and Complete Mailing Address of Circulation Manager: Andrea Stabile, 30233 Jefferson Avenue, St. Clair Shores, MI 48082

157. Publication Title: CompactPCI Systems

158. Issue Date: December 2005

159. Issue Frequency: Quarterly

160. Annual Subscription Price: \$48.00

161. Single Copy Price: \$4.00

162. Complete Mailing Address of Known Office of Publication (not printer): 30233 Jefferson Avenue, St. Clair Shores, MI 48082

163. Complete Mailing Address of Headquarters or General Business Office of Publisher: 30233 Jefferson Avenue, St. Clair Shores, MI 48082

164. Owner: OpenSystems Publishing, Inc.

165. Full Name and Complete Mailing Address of Publisher: OpenSystems Publishing, Inc., 30233 Jefferson Avenue, St. Clair Shores, MI 48082

166. Full Name and Complete Mailing Address of Editor: Patrick Hopper, 30233 Jefferson Avenue, St. Clair Shores, MI 48082

167. Full Name and Complete Mailing Address of Business Manager: Karen Layman, 30233 Jefferson Avenue, St. Clair Shores, MI 48082

168. Full Name and Complete Mailing Address of Circulation Manager: Andrea Stabile, 30233 Jefferson Avenue, St. Clair Shores, MI 48082

169. Publication Title: CompactPCI Systems

170. Issue Date: December 2005

171. Issue Frequency: Quarterly

172. Annual Subscription Price: \$48.00

173. Single Copy Price: \$4.00

174. Complete Mailing Address of Known Office of Publication (not printer): 30233 Jefferson Avenue, St. Clair Shores, MI 48082

175. Complete Mailing Address of Headquarters or General Business Office of Publisher: 30233 Jefferson Avenue, St. Clair Shores, MI 48082

176. Owner: OpenSystems Publishing, Inc.

177. Full Name and Complete Mailing Address of Publisher: OpenSystems Publishing, Inc., 30233 Jefferson Avenue, St. Clair Shores, MI 48082

178. Full Name and Complete Mailing Address of Editor: Patrick Hopper, 30233 Jefferson Avenue, St. Clair Shores, MI 48082

179. Full Name and Complete Mailing Address of Business Manager: Karen Layman, 30233 Jefferson Avenue, St. Clair Shores, MI 48082

180. Full Name and Complete Mailing Address of Circulation Manager: Andrea Stabile, 30233 Jefferson Avenue, St. Clair Shores, MI 48082

181. Publication Title: CompactPCI Systems

182. Issue Date: December 2005

183. Issue Frequency: Quarterly

184. Annual Subscription Price: \$48.00

185. Single Copy Price: \$4.00

186. Complete Mailing Address of Known Office of Publication (not printer): 30233 Jefferson Avenue, St. Clair Shores, MI 48082

187. Complete Mailing Address of Headquarters or General Business Office of Publisher: 30233 Jefferson Avenue, St. Clair Shores, MI 48082

188. Owner: OpenSystems Publishing, Inc.

189. Full Name and Complete Mailing Address of Publisher: OpenSystems Publishing, Inc., 30233 Jefferson Avenue, St. Clair Shores, MI 48082

190. Full Name and Complete Mailing Address of Editor: Patrick Hopper, 30233 Jefferson Avenue, St. Clair Shores, MI 48082

191. Full Name and Complete Mailing Address of Business Manager: Karen Layman, 30233 Jefferson Avenue, St. Clair Shores, MI 48082

192. Full Name and Complete Mailing Address of Circulation Manager: Andrea Stabile, 30233 Jefferson Avenue, St. Clair Shores, MI 48082

193. Publication Title: CompactPCI Systems

194. Issue Date: December 2005

195. Issue Frequency: Quarterly

196. Annual Subscription Price: \$48.00

197. Single Copy Price: \$4.00

198. Complete Mailing Address of Known Office of Publication (not printer): 30233 Jefferson Avenue, St. Clair Shores, MI 48082

199. Complete Mailing Address of Headquarters or General Business Office of Publisher: 30233 Jefferson Avenue, St. Clair Shores, MI 48082

200. Owner: OpenSystems Publishing, Inc.

201. Full Name and Complete Mailing Address of Publisher: OpenSystems Publishing, Inc., 30233 Jefferson Avenue, St. Clair Shores, MI 48082

202. Full Name and Complete Mailing Address of Editor: Patrick Hopper, 30233 Jefferson Avenue, St. Clair Shores, MI 48082

203. Full Name and Complete Mailing Address of Business Manager: Karen Layman, 30233 Jefferson Avenue, St. Clair Shores, MI 48082

204. Full Name and Complete Mailing Address of Circulation Manager: Andrea Stabile, 30233 Jefferson Avenue, St. Clair Shores, MI 48082

205. Publication Title: CompactPCI Systems

206. Issue Date: December 2005

207. Issue Frequency: Quarterly

208. Annual Subscription Price: \$48.00

209. Single Copy Price: \$4.00

210. Complete Mailing Address of Known Office of Publication (not printer): 30233 Jefferson Avenue, St. Clair Shores, MI 48082

211. Complete Mailing Address of Headquarters or General Business Office of Publisher: 30233 Jefferson Avenue, St. Clair Shores, MI 48082

212. Owner: OpenSystems Publishing, Inc.

213. Full Name and Complete Mailing Address of Publisher: OpenSystems Publishing, Inc., 30233 Jefferson Avenue, St. Clair Shores, MI 48082

214. Full Name and Complete Mailing Address of Editor: Patrick Hopper, 30233 Jefferson Avenue, St. Clair Shores, MI 48082

215. Full Name and Complete Mailing Address of Business Manager: Karen Layman, 30233 Jefferson Avenue, St. Clair Shores, MI 48082

216. Full Name and Complete Mailing Address of Circulation Manager: Andrea Stabile, 30233 Jefferson Avenue, St. Clair Shores, MI 48082

217. Publication Title: CompactPCI Systems

218. Issue Date: December 2005

219. Issue Frequency: Quarterly

220. Annual Subscription Price: \$48.00

221. Single Copy Price: \$4.00

222. Complete Mailing Address of Known Office of Publication (not printer): 30233 Jefferson Avenue, St. Clair Shores, MI 48082

223. Complete Mailing Address of Headquarters or General Business Office of Publisher: 30233 Jefferson Avenue, St. Clair Shores, MI 48082

224. Owner: OpenSystems Publishing, Inc.

225. Full Name and Complete Mailing Address of Publisher: OpenSystems Publishing, Inc., 30233 Jefferson Avenue, St. Clair Shores, MI 48082

226. Full Name and Complete Mailing Address of Editor: Patrick Hopper, 30233 Jefferson Avenue, St. Clair Shores, MI 48082

227. Full Name and Complete Mailing Address of Business Manager: Karen Layman, 30233 Jefferson Avenue, St. Clair Shores, MI 48082

228. Full Name and Complete Mailing Address of Circulation Manager: Andrea Stabile, 30233 Jefferson Avenue, St. Clair Shores, MI 48082

229. Publication Title: CompactPCI Systems

230. Issue Date: December 2005

231. Issue Frequency: Quarterly

232. Annual Subscription Price: \$48.00

233. Single Copy Price: \$4.00

234. Complete Mailing Address of Known Office of Publication (not printer): 30233 Jefferson Avenue, St. Clair Shores, MI 48082

235. Complete Mailing Address of Headquarters or General Business Office of Publisher: 30233 Jefferson Avenue, St. Clair Shores, MI 48082

236. Owner: OpenSystems Publishing, Inc.

237. Full Name and Complete Mailing Address of Publisher: OpenSystems Publishing, Inc., 30233 Jefferson Avenue, St. Clair Shores, MI 48082

238. Full Name and Complete Mailing Address of Editor: Patrick Hopper, 30233 Jefferson Avenue, St. Clair Shores, MI 48082

239. Full Name and Complete Mailing Address of Business Manager: Karen Layman, 30233 Jefferson Avenue, St. Clair Shores, MI 48082

240. Full Name and Complete Mailing Address of Circulation Manager: Andrea Stabile, 30233 Jefferson Avenue, St. Clair Shores, MI 48082

241. Publication Title: CompactPCI Systems

242. Issue Date: December 2005

243. Issue Frequency: Quarterly

244. Annual Subscription Price: \$48.00

245. Single Copy Price: \$4.00

246. Complete Mailing Address of Known Office of Publication (not printer): 30233 Jefferson Avenue, St. Clair Shores, MI 48082

247. Complete Mailing Address of Headquarters or General Business Office of Publisher: 30233 Jefferson Avenue, St. Clair Shores, MI 48082

248. Owner: OpenSystems Publishing, Inc.

249. Full Name and Complete Mailing Address of Publisher: OpenSystems Publishing, Inc., 30233 Jefferson Avenue, St. Clair Shores, MI 48082

250. Full Name and Complete Mailing Address of Editor: Patrick Hopper, 30233 Jefferson Avenue, St. Clair Shores, MI 48082

251. Full Name and Complete Mailing Address of Business Manager: Karen Layman, 30233 Jefferson Avenue, St. Clair Shores, MI 48082

252. Full Name and Complete Mailing Address of Circulation Manager: Andrea Stabile, 30233 Jefferson Avenue, St. Clair Shores, MI 48082

253. Publication Title: CompactPCI Systems

254. Issue Date: December 2005

255. Issue Frequency: Quarterly

256. Annual Subscription Price: \$48.00

257. Single Copy Price: \$4.00

258. Complete Mailing Address of Known Office of Publication (not printer): 30233 Jefferson Avenue, St. Clair Shores, MI 48082

259. Complete Mailing Address of Headquarters or General Business Office of Publisher: 30233 Jefferson Avenue, St. Clair Shores, MI 48082

260. Owner: OpenSystems Publishing, Inc.

261. Full Name and Complete Mailing Address of Publisher: OpenSystems Publishing, Inc., 30233 Jefferson Avenue, St. Clair Shores, MI 48082

262. Full Name and Complete Mailing Address of Editor: Patrick Hopper, 30233 Jefferson Avenue, St. Clair Shores, MI 48082

263. Full Name and Complete Mailing Address of Business Manager: Karen Layman, 30233 Jefferson Avenue, St. Clair Shores, MI 48082

264. Full Name and Complete Mailing Address of Circulation Manager: Andrea Stabile, 30233 Jefferson Avenue, St. Clair Shores, MI 48082

265. Publication Title: CompactPCI Systems

266. Issue Date: December 2005

267. Issue Frequency: Quarterly

268. Annual Subscription Price: \$48.00

269. Single Copy Price: \$4.00

270. Complete Mailing Address of Known Office of Publication (not printer): 30233 Jefferson Avenue, St. Clair Shores, MI 48082

271. Complete Mailing Address of Headquarters or General Business Office of Publisher: 30233 Jefferson Avenue, St. Clair Shores, MI 48082

272. Owner: OpenSystems Publishing, Inc.

273. Full Name and Complete Mailing Address of Publisher: OpenSystems Publishing, Inc., 30233 Jefferson Avenue, St. Clair Shores, MI 48082

274. Full Name and Complete Mailing Address of Editor: Patrick Hopper, 30233 Jefferson Avenue

## You are looking at:

- a) Mineral deposits
- b) Bacterial colonies
- c) Thermal fluctuations
- d) Cosmic dust

**SBS knows Graphics.** Visit [sbs.com/g2](http://sbs.com/g2) for the answer to the above, and how the G2 can solve your graphics challenges.

**NO MATTER WHAT YOUR APPLICATION,** our new graphics PMC has the flexibility and processing power you need. It can handle multiple inputs and push multiple displays, thanks to the ATI® Mobility™ Radeon® 9000 (M9) chip. It accepts LVDS, RGB and Composite video inputs in a number of different formats and frame rates, and drives dual displays in multiple formats. This family of graphics boards comes in 3 models and each model is available in 3 environmental grades: Commercial, Extended Temperature, and a rugged Conduction Cooled version.

The M9's internal processors provide separate concurrent pipeline engines for 2D processing, 3D processing, output processing, and video capture processing. The M9 features 64 MBytes of 128-bit

wide DDR video memory running at 200 MHz. Combined, this provides graphics power approaching that of a high-end desktop workstation, all on a PMC module. SBS routes the video capture streams through a configurable FPGA to provide the design flexibility designers need for today's systems.



G2 Plus Graphics PMC Module

Complete driver software support and demonstration software from ALT Software for SBS' customers, ensures trouble-free operation combined with optimized performance in Microsoft® Windows®, Linux®, VxWorks® and INTEGRITY®. ALT Software and SBS can even provide DO-178B support. Put all that together, and what you're really looking at is a whole new level of embedded graphics capability.



**SBS knows.**

See the G2 Plus in action at [www.sbs.com/g2](http://www.sbs.com/g2) or for more information call **800.SBS.EMBEDDED**

# Get on the Vanguard Express



## PCI Express Protocol and Link Analyzer

### *Powerful*

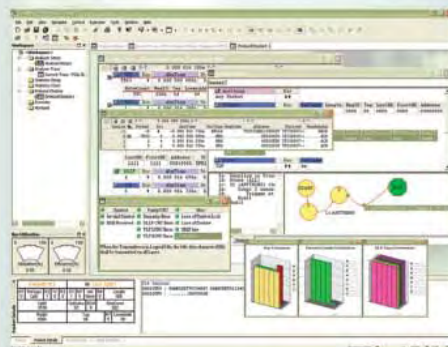
- Supports x1 to x8 PCI Express
- Concurrent operation of all functions
- Real-Time Statistics and Protocol Checker

### *Flexible*

- PCI Express and XMC form factors supported using adapters
- Ethernet or USB host connection

### *Easy to Use*

- Same GUI as PCI and VME analyzers
- Display trace data in chronological, logical and lane views



Processing and FPGA - Input/Output - Data Recording - Bus Analyzers

For more information, please visit  
[analyzer.vmetro.com](http://analyzer.vmetro.com) or call (281) 584 0728

RSC# 116 @[www.compactpci-systems.com/rsc](http://www.compactpci-systems.com/rsc)

**VIMETRO**   
innovation deployed